

ModelExpo

Serving Modelers Worldwide Since 1976

2024 PRODUCT CATALOG



See Our Other Brands

- Model Airways
- Model Trailways
- Guns of History
- Midwest Kits



MODEL SHIPWAYS
• QUALITY KITS SINCE 1946 •

Feature Modeler, Matt Stossil's
Prince De Neufchatel

Plank-On-Bulkhead 1:64 Scale Wood Model

WWW.MODELEXPO-ONLINE.COM

CONTENTS



Pages 03 - 19



Pages 20 - 23



Pages 24 - 27



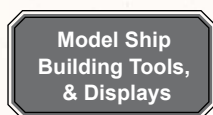
Pages 28 - 33



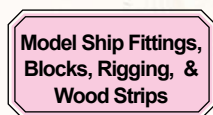
Pages 34 - 35



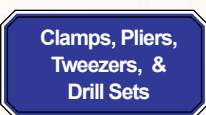
Pages 36 - 37



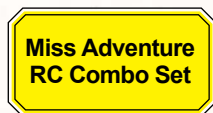
Pages 38 - 39



Pages 40 - 43



Pages 44 - 45



Pages 46



Pages 47

SHIPPING INFO

Merchandise total to \$29.99

Add \$6.99

Merchandise total to \$30.00 to \$79.99

Add \$11.99

Merchandise total to \$80 to \$149.99

Add \$16.99

Merchandise total \$150 or more

*FREE

International Merchandise total \$250 or more

*FREE

* Free shipping: (Excludes heavy power tools & ship cases.)

The Model Expo Guarantee



We manufacture all Model Expo kits in our own facility, and stand behind every kit we make. If less than delighted, you may return your purchase in original condition within 30 days.

Should you break or lose a part during construction, we will replace it free of charge. (Free parts replacement is for all Model Shipways, Model Airways, Model Trailways, and Guns of History kits.)

CUSTOMER SERVICE: info@modelexpo-online.com

WELCOME

Even if you've never built a model before, you can experience the relaxing pleasure and pride of accomplishment wooden ship modeling offers. We promise you the most creative and satisfying hobby in the world. Working with precise in-scale plans and fine materials, you'll assemble and sand the hull, paint and install the deck furnishings, then add the helm and bowsprit. Finally, you'll set the masts and rig the lines- just like a shipwright of old. The result? An authentically detailed, museum quality ship model you'll display with pride ... a valuable keepsake to be treasured for generations.

If this is your first model ship building experience, we recommend that you begin with our Shipwright of Old Series of 3 kits. Our school of ship modeling provides quick and easy lessons in planking, finishing wood parts and rigging. The finished models are detailed to the same degree of accuracy as the real boats they replicate. You can start with Skill Level 1, the Dory, or buy all three. Go on to finish the 3rd, a Lobster Smack and you'll share the skills of the shipwrights of old and be ready for 100 gun warships.

Plank-On-Bulkhead Kits

Plank-on-bulkhead kits contain a wooden keel and a series of bulkheads, which you first assemble into an internal framework, then cover with individually applied planks (flexible wooden strips) to form the hull. You'll fit the bulkheads to the keel, fasten the planks to the hull timbers, and lay the decking. Once planking is completed and the deck is in place, the bulkheads are covered and no longer visible. When you choose a plank-on-bulkhead kit, you'll build your model much the same way real wooden ships were built.



Plank-On-Frame Kits

True plank-on-frame construction is used in open hulled craft, such as historic Viking ships and the small working boats of more modern times. Because this type of boat does not have a deck to conceal the bulkheads, you'll use wooden ribs to frame out the hull. A good example of a plank-on-frame kit is Model Shipways' New Bedford Whaleboat.





BECOME A SHIPWRIGHT OF OLD

Lowell Grand Banks Dory

1:24 Scale Wood Model - Skill Level 1

The perfect introduction to model ship building. This is the first true plank-on-frame, basswood kit in our school of progressive model boat building. The 15 pages, illustrated manual plus the tools and paint set shown is all you need to build the Dory, America's favorite fish and lobstering boat in the 1800's.

Model Specifications:

- Length: 10" , Width 3" , Height 1-1/2"
- Historically accurate, detailed wood model
- Detailed illustrated instruction manual
- True plank-on-frame construction
- Wooden display base included
- Laser cut basswood parts

MS1470CB - Dory Kit With Paint & Tools: \$69.99

MS1470 - Dory Kit: \$39.99



Norwegian Sailing Pram

1:12 Scale Wood Model - Skill Level 2

Take your planking skill' to the next level with the king of small sailing craft. Of Norse origin and dating back more than 1000 years our lapstrake, plank-on-frame Pram is a beauty when completed. Basswood laser cut parts, metal fittings, sail cloth and a big, illustrated instruction manual help you build your Pram just like the real ones are still built today.

Model Specifications:

- Length 12½", Width 4", Height 15½"
- Historically accurate, detailed wood model
- Detailed illustrated instruction manual
- True plank-on-frame construction
- Wooden display base included
- Laser cut basswood parts



MS1471 - Sailing Pram Kit: \$69.99

MS1471MS - Acrylic Paint Set - 4 1oz. Bottles: \$23.99

Muscongus Bay Lobster Smack

1:24 Scale Wood Model - Skill Level 3

Become a Shipwright of Old. Acquire building techniques you can use on future bigger models with this fully rigged, historically accurate, true plank-on-frame Maine lobster sloop. The kit contains basswood laser cut parts, strip wood planking, metal and wood fittings, sail cloth, and a thirty-four-page illustrated instruction manual. Imagine this lovely vessel gracing your mantle or bookshelf. Yes, it's a thing of legacy.

Model Specifications:

- Length 14½", Width 3¾", Height 14"
- Historically accurate, detailed wood model
- Detailed illustrated instruction manual
- True plank-on-frame construction
- Wooden display base included
- Laser cut basswood parts



MS1472 - Lobster Smack Kit: \$89.99

MS1472MS - Acrylic Paint Set - 4 1oz. Bottles: \$23.99

3-Kit Combo

Three Wood Kit Models

Skill Levels 1, 2, 3



MS1473 - 3 Kit Combo: \$199.99

Save with our 3-Kit Combo. Kit contains all 3 Shipwright Series kits, Dory tool set and paint as shown above. A \$209.97 value.




18TH Century Armed Longboat

Plank-On-Frame 1:24 Scale Wood Model

For beginners and experts alike. A true plank-frame armed captain's longboat in 1:24 scale measuring approximately 24" from bowsprit to tip of boom. Every wood detail in the original longboat has been captured in 9 sheets of laser-cut basswood (no plywood) and over 60 basswood strips and dowels. Thirty-six cast Britannia metal lead-free pewter detail parts capture every iron fitting as well as the cannon and swivel guns. Brass split rings, rods, eyebolts, nails, parrels and Belaying Pins are machined and polished. Thirty-four yards and five diameters of jewelry, no-stretch and easy to knot nylon rigging replicates the original.



(Paint Sold Separately)



Model Specifications:

- Length 24"
- Laser cut basswood parts
- Historically accurate, detailed wood model
- Cast metal, brass and hardwood fittings
- Detailed illustrated instruction manual
- Wooden display base included

MS1460 - 18th Century Armed Longboat Kit: **\$149.99**

MS1460MS - Acrylic Paint Set - 8 1oz. Bottles: **\$39.99**

18TH Century Longboat

Plank-On-Frame 1:48 Scale Wood Model

The 18th century ship's longboat. Replicated with every detail found in the original. Plus all the tools you'll need to bring your model to life at one low price. We know that once you finish the longboat model ship you'll join the tens of thousands of modelers who have graduated from plastic models and balsa aircraft to the satisfaction of building historic sailing ships plank by plank just like the originals.

Model Specifications:

- Length 11 3/4", Height 10"
- Historically accurate, detailed wood model
- Laser cut basswood parts for easy construction
- Cast metal, brass and hardwood fittings
- Detailed illustrated instruction manual
- True plank-on-frame construction
- Wooden display base included



MS1457CBT - 18th Century Longboat Combo Kit - Paint & Tools: **\$99.99**

MS1457 - 18th Century Longboat Kit: **\$69.99**

Nonsuch 30 Sailboat

Plank-On-Bulkhead
1:96 Scale Wood Model

NEW!



In the 1970s Gordon Fisher, a Canadian sailor, commissioned Mark Ellis to create a design for a cruising sailboat with comfortable accommodations but would still be easy to manage single-handed. Ellis designed a modified Ljungström rig with a wishbone style boom. The 30-foot modern hull has a plumb bow, fin keel and spade rudder. A beam of nearly 12 feet with a rounded cabin-top gives an interior matching a much larger yacht.

Model Specifications:

- Length 16", Width 6", Height 30"
- Historically accurate model
- Laser cut basswood parts for construction
- Cast metal, brass and hardwood fittings
- Detailed color illustrated instruction manual

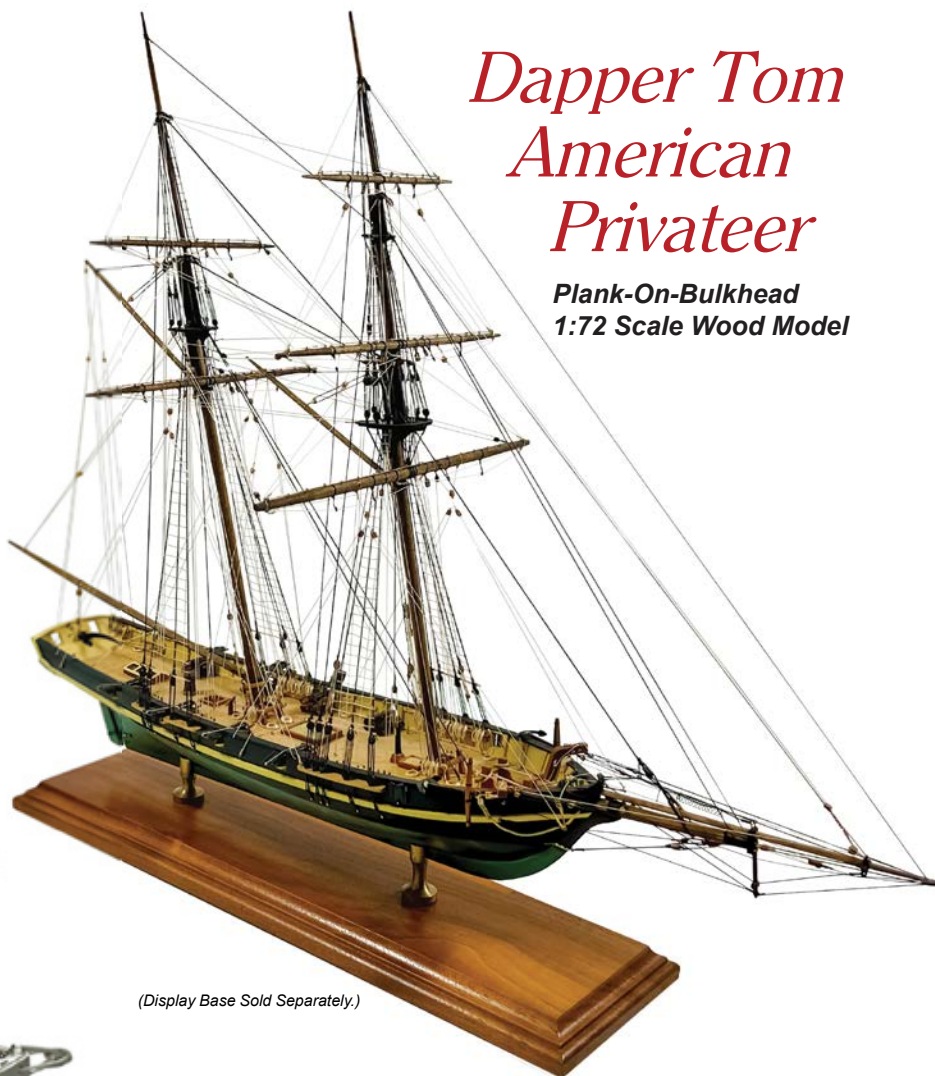
MS1475CBT - Nonsuch 30 Sailboat Combo Kit - Paint & Tools **\$199.99**

MS1475 - Nonsuch 30 Sailboat Kit: **\$169.99**



Dapper Tom American Privateer

Plank-On-Bulkhead
1:72 Scale Wood Model



(Display Base Sold Separately.)

During the early 19th century, many Baltimore clippers were granted privateering licenses by the US government. Since all commerce was subject to the legalized banditry of privateers, only a fast, well handled ship could be reasonably sure of reaching its destination. Privateers like the Dapper Tom depended on their sailing abilities and fire power to prey on foreign shipping and to escape the British men-of-war patrolling the high seas.



(Paint Sold Separately)

Model Specifications:

- Length 24", Width 3 7/8", Height 18"
- Historically accurate, Plank on Bulkhead model
- Laser cut basswood parts for construction
- Eight cast metal cannon replicate the original 9-pounders
- True-to-scale wood, brass and Britannia metal fittings
- Detailed plans and clear assembly instructions

MS2003 - Dapper Tom American Privateer Kit **\$199.99**

MS2003MS - Acrylic Paint Set - 6 1oz. Bottle: **\$29.99**



(Display Base Sold Separately.)

Willie Bennett Skipjack

Plank-On-Bulkhead 1:32 Scale Wood Model

The Willie L. Bennett was built in 1899 at Inverness, Maryland. Her lines were recorded at Cambridge, Maryland by naval historian Howard Chappelle in 1942. Her whereabouts were unknown from 1942 until 1954, when she was discovered sunken in Harris Creek, Tilghman Island off Maryland's Eastern Shore. After she was raised and surveyed, it was determined that the damage was too expensive to repair. She was then returned to her resting place, where traces of her remains may still be found.



(Paint Sold Separately)



Model Specifications:

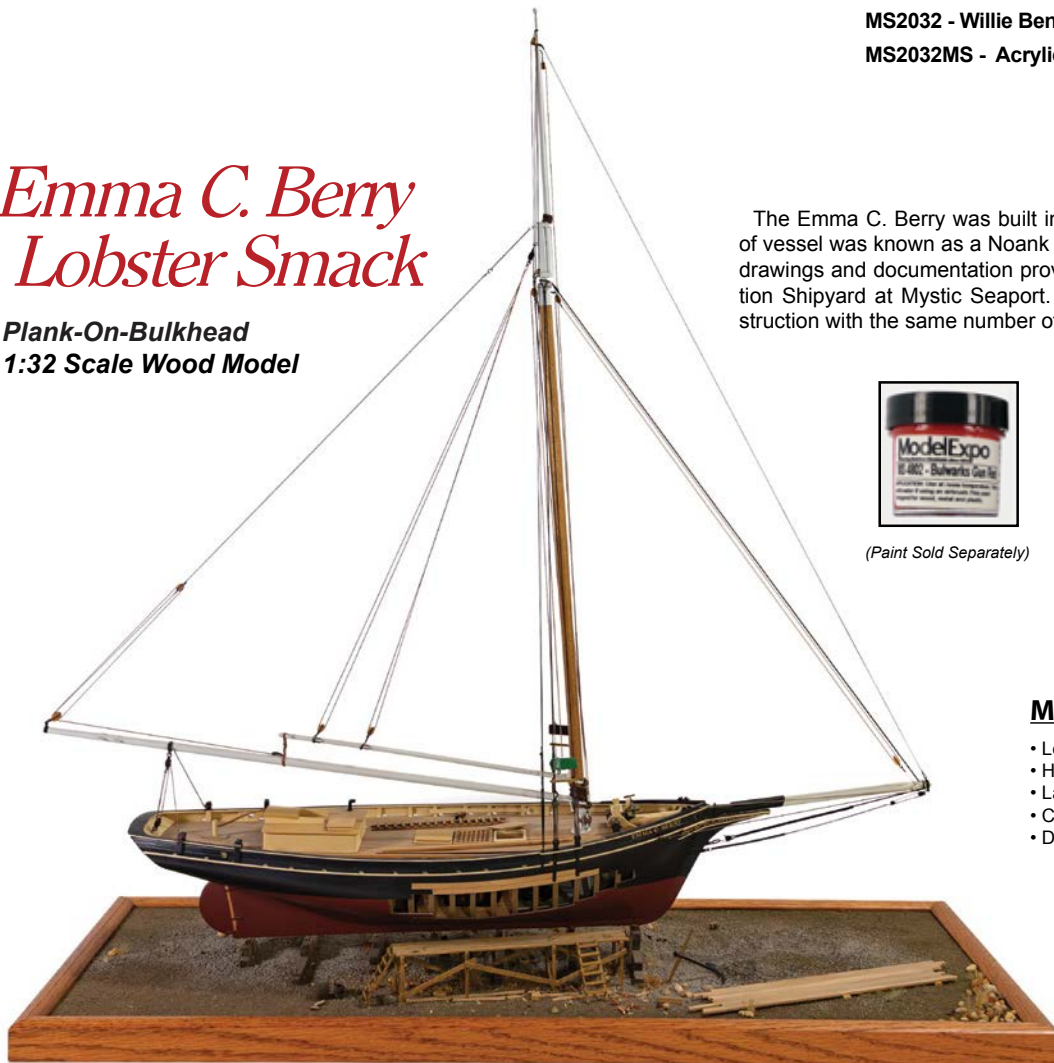
- Length 24", Height 16"
- Historically accurate, detailed wood model
- Laser cut basswood parts for easy construction
- Cast metal, brass and hardwood fittings
- Detailed illustrated instruction manual

MS2032 - Willie Bennett, Skipjack Kit: \$189.99

MS2032MS - Acrylic Paint Set - 8 1oz. Bottles: \$39.99


Emma C. Berry Lobster Smack

**Plank-On-Bulkhead
1:32 Scale Wood Model**



(Display Base Sold Separately.)

The Emma C. Berry was built in Noank, Connecticut in 1866. This type of vessel was known as a Noank Smack. Model Shipways' kit is based on drawings and documentation provided by the Henry B. DuPont Preservation Shipyard at Mystic Seaport. The kit offers true plank-on-frame construction with the same number of true-to scale frames as the original.



(Paint Sold Separately)



Model Specifications:

- Length 26-3/8", Height 28-1/2"
- Historically accurate, detailed wood model
- Laser cut basswood parts for easy construction
- Cast metal, brass and hardwood fittings
- Detailed illustrated instruction manual

MS2150 - Emma C. Berry Kit: \$169.99

**MS2150MS - Acrylic Paint Set -
8 1oz. Bottles: \$39.99**

HMS Bounty Launch

Plank-On-Frame 1:16 Scale Wood Model

As captain of the HMS Bounty, William Bligh demonstrated an obsession with paltry matters. A trivial matter of coconuts stolen from the ship store provoked a true mutiny. On April 28, 1789, Fletcher Christian and his sympathizers took over the ship, casting Bligh and 18 of his loyal supporters adrift in the Bounty's 23-foot launch.



(Paint Sold Separately)



Model Specifications:

- Length 17-1/4", Height 14-3/4"
- Laser cut cherry & basswood parts
- Historically accurate, detailed wood model
- Cast metal, brass and hardwood fittings
- Detailed illustrated instruction manual
- Wooden display base included

MS1850 - HMS Bounty Launch Kit: \$119.99

MS1850MS - Acrylic Paint Set - 7 1oz. Bottles: \$34.99

New Bedford Whaleboat

Plank-On-Frame 1:16 Scale Wood Model

The whaleboat shown here was originally designed by Erik Ronnberg, a celebrated nautical designer, artist and museum curator in 1985 for Model Shipways. To properly illustrate and guide the model builder Ronnberg wrote a 150-page instructional book including four chapters with many photographs and detailed sketches: 1. Whaleboats at Mid-19th Century 2. Surveying the Half-scale Delano Whaleboats 3. Building the Model 4. Historic Whaleboat Building Practices Offers step-by-step instructions for building a whaleboat model. This book accompanies the kit




(Paint Sold Separately)

Model Specifications:

- Length 24", Height 4-5/8"
- Laser cut basswood parts
- Historically accurate, detailed wood model
- Cast metal, brass and hardwood fittings
- Detailed illustrated instruction manual

MS2033 - New Bedford Whale Boat Kit: \$169.99

MS2033MS - Acrylic Paint Set - 6 1oz. Bottles: \$29.99



(Display Base Sold Separately.)



(Display Base Sold Separately.)

Glad Tidings Pinky Schooner

Plank-On-Bulkhead 1:24 Scale Wood Model

Originating in 16th century Europe, the Pinky received its name from its uplifted, narrow, or pinked stern. These sturdy, seaworthy craft ruled the New England fishing industry from 1815 to 1840. They were gradually replaced by the larger, faster Gloucester schooners. Because of their stability and grace, many pinky schooners were built as pleasure boats in the late 1900s.



(Paint Sold Separately)



Model Specifications:

- Length 29 1/2", Height 23"
- Historically accurate, detailed wood model
- Laser cut basswood parts for easy construction
- Cast metal, brass and hardwood fittings
- Detailed illustrated instruction manual

MS2180 - Glad Tidings Pinky Schooner Kit: \$219.99

MS2180MS - Acrylic Paint Set - 10 1oz. Bottles: \$49.99



(Display Base Sold Separately.)

Bluenose Schooner

Plank-On-Bulkhead 1:64 Scale Wood Model

The schooner Bluenose was built in Nova Scotia in 1921 to fish the rough waters off the coast of Newfoundland. A salt banker type, she stayed out until her holds were full, using salt to preserve the catch. Bluenose was lost on a reef near Haiti in 1946, but an exact replica was launched in 1963.



(Paint Sold Separately)



Model Specifications:

- Length 32", Height 26 1/2"
- Historically accurate, detailed wood model
- Laser cut basswood parts for easy construction
- Cast metal, brass and hardwood fittings
- Detailed illustrated instruction manual

MS2130 - Bluenose Schooner Kit: \$269.99

MS2130MS - Acrylic Paint Set - 12 1oz. Bottles: \$59.99

USN Picket Boat No.1

Plank-On-Frame 1:24 Scale Wood Model



(Display Base Sold Separately.)

The Boat That Sunk The Albemarle

Picket Boat #1, a steam launch, was built in 1864 to support the U.S. Navy's blockade of the Confederacy. Outfitted with a spar-torpedo, she could also attack larger enemy vessels. On the dark night of 27-28 October 1864, Lieutenant William B. Cushing and his crew took Picket Boat Number One up river to Plymouth, North Carolina. In one of the Civil War's most daring naval actions, they attacked the Confederate ironclad Albemarle, sinking it with the spar torpedo. Only Lt. Cushing and one other man escaped, and Picket Boat Number One was lost, but the Union forces on the North Carolina sounds were freed of the great threat presented by the continued existence of the Albemarle.

Model Specifications:

- Length 22 1/2", Height 5"
- Historically accurate, detailed wood model
- Laser cut basswood parts for easy construction
- Cast metal, brass and hardwood fittings
- Detailed illustrated instruction manual



(Paint Sold Separately)

MS2261 - USN Picket Boat No.1 Kit: **\$199.99**

MS2261MS - Acrylic Paint Set - 8 1oz. Bottles: **\$39.99**

Gunboat Philadelphia

Plank-On-Frame 1:24 Scale Wood Model

Launched in August of 1776, the gunboat Philadelphia is the oldest American fighting vessel in existence. Part of the American fleet commanded by General Benedict Arnold, she sank on October 11, 1776 during the Battle of Valcour Island against the Royal Navy on Lake Champlain. She remained sitting upright in the cold waters of the lake until she was raised in 1935. Today, she's on permanent exhibit at the Smithsonian Museum in Washington, D.C., complete with 24-pound ball that sent her to the bottom.



(Paint Sold Separately)

Model Specifications:

- Length 26 3/8", Width 13 3/4", Width 7 1/2", Height 24 5/8"
- Historically accurate, detailed wood model
- Laser cut basswood parts for easy construction
- Cast metal, brass and hardwood fittings
- Detailed illustrated instruction manual

MS2263 - Gunboat Philadelphia Kit: **\$219.99**

MS2263MS - Acrylic Paint Set - 3 1oz. Bottles: **\$14.99**






(Display Base Sold Separately.)

Mayflower 1620

Plank-On-Bulkhead 1:76 Scale Wood Model

On September 16, 1620, The Mayflower set out from Plymouth, England. Bound for Virginia to establish a permanent colony in North America, she carried 102 men, women and children. Many of the passengers were Separatists fleeing religious persecution in Europe. After two months at sea, the ship dropped anchor at what is now Provincetown, MA. It was almost 200 miles farther north than planned, but winter was approaching, so the Pilgrims decided to stay. Half of the colony did not survive that first winter, but the rest lived on and prospered.



(Paint Sold Separately)

Model Specifications:

- Length 22", Height 17"
- Historically accurate, detailed wood model
- Laser cut basswood parts for easy construction
- Cast metal, brass and hardwood fittings
- Detailed illustrated instruction manual

MS2020 - Mayflower 1620 Kit: \$269.99

MS2020MS - Acrylic Paint Set - 6 1oz. Bottles: \$29.99

Fair American 14-gun Privateer 1778

Plank-On-Bulkhead 1:48 Scale Wood Model

Model Shipways's Fair American is a reproduction of a model built over 200 years ago, now on exhibit at the U.S. Naval Academy Museum at Annapolis, MD. She is said to represent the 14-gun privateer Fair American sailing out of Charleston in 1778.



(Paint Sold Separately)

Model Specifications:

- Length 26 1/2", Height 22"
- Historically accurate, detailed wood model
- Laser cut basswood parts for construction
- Cast metal, brass and hardwood fittings
- Detailed illustrated instruction manual

MS2015 - Fair American 14 gun Privateer Kit: \$269.99

MS2015MS - Acrylic Paint Set - 7 1oz. Bottles: \$34.99



(Display Base Sold Separately.)

Charles Morgan Whale Bark

Plank-On-Bulkhead 1:64 Scale Wood Model

During her 80 years and 37 voyages, the Charles W. Morgan caught and processed more whales than any other whaling ship in history. Built in 1841 at the Hillman Brothers Shipyard on the Accent River in New Bedford, MA, she was registered at 351 tons. The Morgan was originally built fully ship-rigged, but shortly after the Civil War she was modified to become a double topsail bark. Her whaling days came to end in 1921 with the decline of whale oil prices. Purchased for Mystic Seaport in 1941, she's now a beautifully restored monument to the men who built and sailed her.



Model Specifications:

- Length 30 3/4", Height 25"
- Historically accurate, detailed wood model
- Laser cut basswood parts for easy construction
- Cast metal, brass and hardwood fittings
- Detailed illustrated instruction manual



(Paint Sold Separately)

MS2140 - Charles Morgan Whale Bark Kit: \$469.99

MS2140MS - Acrylic Paint Set - 10 1oz. Bottles: \$49.99




(Display Base Sold Separately.)



Benjamin Latham

Plank-On-Bulkhead 1:48 Scale Wood Model

The Benjamin W. Latham is an outstanding example of a turn-of-the-century Grand Banks fisherman. Built in the Tarr & James yard at Essex, MA in 1902, she sailed out of Noank, CT as a mackerel steiner. From 1906 to the end of her career, she operated as a dory trawler out of New York's Fulton Fish Market. She was lost off the coast of San Juan in 1943.



(Paint Sold Separately)

Model Specifications:

- Length 33", Height 27"
- Historically accurate, detailed wood model
- Laser cut basswood parts for easy construction
- Cast metal, brass and hardwood fittings
- Detailed illustrated instruction manual

MS2109 - Benjamin Latham Kit: \$299.99

MS2109MS - Acrylic Paint Set -

10 1oz. Bottles: \$49.99



(Display Base Sold Separately.)



(Display Base Sold Separately.)

USS Rattlesnake

Plank-On-Bulkhead 1:64 Scale Wood Model

The privateer Rattlesnake was built at Plymouth, Massachusetts in 1780. Despite her moderate size of 89 feet on deck, she was fast and weatherly. She sailed with 85 men and carried twenty 6-pounders. She captured over a million dollars worth of British goods on her first cruise, establishing a reputation as a formidable vessel. The British ordered her captured at any cost. She was seized by the 44-gun H.M.S. Assurance in 1783, sent to England and taken into the Royal Navy. She was sold out of service in 1786.



(Paint Sold Separately)



Model Specifications:

- Length 28", Height 18"
- Historically accurate, detailed wood model
- Laser cut basswood parts for easy construction
- Cast metal, brass and hardwood fittings
- Detailed illustrated instruction manual


MS2028 - USS Rattlesnake Kit: \$299.99

MS2028MS - Acrylic Paint Set - 10 1oz. Bottles: \$49.99

Pride Of Baltimore II

Plank-On-Bulkhead 1:64 Scale Wood Model

Virginia-built schooners first appeared during the American Revolution. Known as Baltimore Clippers, they helped establish the Port of Baltimore as a major shipbuilding center. In 1974, Baltimore city officials decided to build a replica of a 19th century clipper to serve as good-will ambassador for the city. The ship, named Pride of Baltimore, was launched at Baltimore's Inner Harbor on February 27, 1977. She was lost in micro-squall (an intense blast of wind building to hurricane velocity within seconds) on May 14, 1986. The city then commissioned a larger sister-ship, and the Pride of Baltimore II was launched on April 30, 1989.



(Paint Sold Separately)



Model Specifications:

- Length 32", Height 22"
- Historically accurate, detailed wood model
- Laser cut basswood parts for easy construction
- Cast metal, brass and hardwood fittings
- Detailed illustrated instruction manual

MS2120 - Pride Of Baltimore II Kit: \$299.99

MS2120MS - Acrylic Paint Set - 12 1oz. Bottles: \$59.99



(Display Base Sold Separately.)


Armed Virginia Sloop

Plank-On-Bulkhead 1:48 Scale Wood Model

Privateers were privately owned vessels whose owners were commissioned by the government to carry on naval warfare. Privateering is not considered piracy, which is performed with government authorization. During the 18th century, many small single masted ships were armed and used for privateering. These Chesapeake-built vessels were fast and easily maneuverable with a graceful sheer and a low freeboard. They evolved from the Bermuda sloops of c. 1740 and the trim, sharp Virginia schooners found in Steel's Naval Architecture of 1805.

Model Specifications:

- Length 31", Height 22", Width 8 1/4"
- Historically accurate, detailed wood model
- Laser cut basswood parts for construction
- Cast metal, brass and hardwood fittings
- Detailed illustrated instruction manual



(Paint Sold Separately)



MS2160 - Armed Virginia Sloop Kit Only: \$299.99

MS2160MS - Acrylic Paint Set - 8 1oz. Bottles: \$39.99

USS Niagara - Lake Erie

Plank-On-Bulkhead 1:64 Scale Wood Model

Commodore Oliver Hazard Perry took command of the American naval forces at Lake Erie in the spring of 1813. After three hours of murderous gunfire, Perry was forced to abandon his flagship, the Lawrence. In a daring move, he was rowed a half mile to the Niagara, from which he continued the attack. After the battle, Perry returned to the shattered Lawrence and penned a quick message to General Harrison, "We have met the enemy and they are ours. This decisive victory at the Battle of Lake Erie ensured American control of the Great Lakes during the War of 1812."



(Paint Sold Separately)



Model Specifications:

- Length 43", Height 27" Width 11"
- Historically accurate, detailed wood model
- Laser cut basswood parts for construction
- Cast metal, brass and hardwood fittings
- Detailed illustrated instruction manual

MS2240 - USS Niagara - Lake Erie Kit Only: \$419.99

MS2240MS - Acrylic Paint Set - 11 1oz. Bottles: \$54.99

(Display Base Sold Separately.)



USS Syren US Brig 1803

Plank-On-Bulkhead 1:64 Scale Wood Model

USS Syren, a 240-ton brig, was built by Nathaniel Hutton at Philadelphia in 1803.

On September 27th, she set sail for Gibraltar under the command of Lt. Charles Stewart. Syren cruised the Mediterranean during the spring and summer of 1804 and participated in the attacks on Tripoli. She remained there for almost a year after the peace treaty with Tripoli was signed on June 10, 1805. Departing Gibraltar on May 28 of 1806, she reached the Washington Navy Yard in early August, where she was laid up until her reactivation in 1807.

During her service in the War of 1812, she was captured by the 74-gun HMS Medway after an 11-hour chase.



Model Specifications:

- Length 33", Height 27"
- Historically accurate, detailed wood model
- Laser cut basswood parts for construction
- Cast metal, brass and hardwood fittings
- Detailed illustrated instruction manual



(Paint Sold Separately)

MS2260 - USS Syren US Brig 1803 Kit Only: \$399.99

MS2260MS - Acrylic Paint Set - 4 1oz. Bottles \$19.99

During 17th and 18th centuries, the Admiralty Board of the Royal Navy required builders to submit a model of a ship proposed for construction. Only then, upon consideration, would the Board approve funding for it. Called admiralty models, these were some of the finest ever made. They were unriggered with exposed hull and deck framing to allow inspection of the vessel's architecture, deck furnishings and decorative work in a three-dimensional format.

USS Essex 1799 Frigate

Plank-On-Bulkhead 1:76 Scale Wood Model


The USS Essex was a thirty-two-gun frigate built in Salem, Massachusetts in 1799. She was known around the world for her speed and graceful lines, achieving many dramatic firsts for the young American Navy. Essex was the first US warship to round the Cape of Good Hope into the Indian Ocean. Thirteen years later, she became the first American man-of-war to round the Horn into the Pacific. Sailing the Pacific during the War of 1812, she captured 18 British whaling and merchant ships, causing the British to lose almost a million dollars of lost revenue and devastating their whaling industry. The British sent two ships, the Phoebe and Cherub to hunt down the Essex. They cornered her off Valparaiso and engaged her in battle. Her 32 carronades were no match for the enemy's long guns. She was captured and taken into the Royal Navy.



(Paint Sold Separately)

Model Specifications:

- Length 27", Height 8", Width 5.25"
- Historically accurate, detailed wood model
- Laser cut basswood parts for construction
- Cast metal, brass and hardwood fittings
- Detailed illustrated instruction manual



(Display Base Sold Separately.)

MS2041 - USS Essex 1799 Frigate Kit: \$499.99

MS2041MS - Acrylic Paint Set - 12 1oz. Bottles: \$59.99

USS Confederacy 1778

Plank-On-Bulkhead 1:64 Scale Wood Model


USS Confederacy, a 36-gun frigate of the Continental Navy was launched at Norwich, Connecticut on November 8, 1778. A beautiful ship with profusely carved ornamentation, she was plagued with bad luck throughout her career. In October of 1779, under the command of Captain Seth Harding, she was on a diplomatic mission to carry the French Minister back to France. John Jay (the first American Minister to Spain) and his family were also aboard. During the passage Confederacy ran into a hurricane near Newfoundland and was completely dismantled. Captain Harding managed to work the ship southward. She reached Martinique in mid-December with 6 feet of water in the hold. She remained there for several months for repairs. She returned to Philadelphia on April 20, 1780 only to find the need for more extensive repairs. In October, she was damaged once again in a collision with another ship in Philadelphia harbor. The year 1781 did not bring better luck. While homeward bound from the West Indies with military stores and other supplies, Confederacy was forced to strike her flag to two British ships- the 44-gun HMS Roebuck and the 32-gun Orpheus. She was subsequently taken into the British service as HMS Confederate.



(Paint Sold Separately)

Model Specifications:

- Length 35", Height 8 1/2"
- Historically accurate, detailed wood model
- Laser cut basswood parts for construction
- Cast metal, brass and hardwood fittings
- Detailed illustrated instruction manual



MS2262 - USF Confederacy 1778 Kit: \$769.99

MS2262MS - Acrylic Paint Set - 15 1oz. Bottles: \$74.99



USS Constitution 1797 & USS Constitution Cross Section

1:76 Scale Wood Models

Launched on October 21, 1797, the USS Constitution has won every battle she's ever fought - over 40 of them! She earned her nickname Old Ironsides after a sailor saw a cannonball bounce off her hull. Resting in Boston Harbor, she's the oldest commissioned US warship. USS Constitution went through several restorations during her career. A major restoration between 1993 and 1997 prepared the frigate for her 200th anniversary. Workers restored the thick deck strakes and diagonal riders to strengthen the hull and make her seaworthy. That historic moment arrived on July 21, 1997, when Constitution set sail from Marblehead Harbor to a point just one mile short of Halfway Rock.



(Display Base & Sails Sold Separately.)



(Paint Sold Separately)






Model Specifications:

- Length 48", Height 32", Width 16"
- Historically accurate, detailed wood model
- Laser cut basswood parts for construction
- Cast metal, brass and hardwood fittings
- Detailed illustrated instruction manual

MS2040 - USS Constitution 1797 Kit: \$699.99

MS2040SAILS - Optional Set of 16 Sails: \$99.99

MS2040MS - Acrylic Paint Set - 11 1oz. Bottles: \$54.99



(Paint Sold Separately)

Model Specifications:

- Length 4", Height 32"
- Historically accurate, detailed wood model
- Laser cut basswood parts for construction
- Cast metal, brass and hardwood fittings
- Detailed illustrated instruction manual

MS2045 - USS Constitution Cross Section Kit: \$269.99

MS2045MS - Acrylic Paint Set - 11 1oz. Bottles: \$54.99

Flying Fish

1:96 Scale Wood Model


Donald McKay, one of the greatest designers of his time, built the Flying Fish in 1851 at East Boston Massachusetts. Flying Fish was registered at the Boston Custom House as a ship of 1,505 tons, with a hull length of 207 feet, and a beam of 22 feet. She sailed from New York to San Francisco in 92 days - only three days short of the record set by her sister ship, the Flying Cloud.



(Paint Sold Separately)

Model Specifications:

- Length 36", Height 22 1/2"
- Historically accurate, detailed wood model
- Laser cut basswood parts for construction
- Cast metal, brass and hardwood fittings
- Detailed illustrated instruction manual



(Display Base Sold Separately.)

MS2018 - Flying Fish Kit: \$499.99

MS2018MS - Acrylic Paint Set - 11 1oz. Bottles: \$54.99

Chaperon Sternwheel Steamer

The steam packet Chaperon was built for trade traffic at Chambersburg, Ohio in 1884. At that time river shipping was inexpensive. A bushel of coal was carried from Pittsburgh to New Orleans for the price of a first class postage stamp. But, the Ohio River was shallow during the summer and often choked by ice in the winter. This made steamboat travel seasonal and delays frequent.

1:48 Scale Wood Model



(Paint Sold Separately)

Model Specifications:

- Length 35", Height 8 1/2"
- Historically accurate, detailed wood model
- Laser cut basswood parts for easy construction
- Cast metal, brass and hardwood fittings
- Detailed illustrated instruction manual



(Display Base Sold Separately.)

MS2190 - Chaperon Sternwheel Steamer Kit: \$469.99

MS2190MS - Acrylic Paint Set - 9 1oz. Bottles: \$44.99



Yacht America Schooner 1851

Plank-On-Bulkhead
1:64 Scale Wood Model

During the early years of the New York Yacht Club, racing for prize money was the primary objective of most members. In 1851, a syndicate of NYCC enthusiasts built and raced America and captured the One Hundred Sovereign Cup at the annual regatta of the Royal Yacht Squadron, Cowes, England. In 1857, the trophy was donated to the NYCC, renamed the Americas Cup, and thus was the beginning of the Americas Cup races as we know them today. Hardwood stock for launching ways is also included.



(Paint Sold Separately)

Model Specifications:

- Length 25", Height 20 1/2"
- Historically accurate wood model
- Laser cut basswood parts for construction
- Cast metal, brass and hardwood fittings
- Detailed illustrated instruction manual

MS2029 - Yacht America Kit Only: \$199.99

MS2029MS - Acrylic Paint Set - 7 1oz. Bottles \$34.99



USCG Harriet Lane Steam Paddle Cutter & Gunboat 1857

Plank-On-Bulkhead
1:96 Scale Wood Model



(Paint Sold Separately)

Model Specifications:

- Length 28", Width 8", Height 16"
- Historically accurate wood model
- Laser cut basswood parts for construction
- Cast metal, brass and hardwood fittings
- Detailed illustrated instruction manual

MS2270 - Harriet Lane Steam Paddle Cutter Kit Only: \$269.99

MS2270MS - Acrylic Paint Set - 7 1oz. Bottles \$34.99



(Display Base Sold Separately.)


Prince De Neufchatel

Plank-On-Bulkhead 1:64 Scale Wood Model

Prince de Neufchatel was supposedly built by Christian Bergh at New York in 1812-13 and was named for Berthier, one of Napoleon's marshalls of the period. One of the larger privateers. She measured 107' 6" at the waterline, and possessed a speed equal to design speeds of clipper ships built 40 years later. Because she had a size and shape that could attain high speeds and hold more firepower, her shape was given to a whole fleet of opium clippers. Armament for the privateers was usually sixteen 12-pounder carronades and two long 18's as chase guns. All were carriage mounted to allow more positioning freedom, and to accommodate the higher bulwarks found on the privateers.



(Display Base Sold Separately.)



Model Specifications:

- Length 32.5", Width 5", Height 23"
- Historically accurate model
- Laser cut basswood parts for construction
- Cast metal, brass and hardwood fittings
- Detailed illustrated instruction manual

(Paint Sold Separately)

MS2110 - Prince De Neufchatel Kit Only: \$399.99

MS2110MS - Acrylic Paint Set - 7 1oz. Bottles \$34.99



Midwest Apprentice Boat Kits Are Back!

Some will remember ...
for decades these were
the bestselling wood
kits anywhere. Now! -
Model Shipways and
Midwest Products
are partners
building kits
in the USA.



MID951
Muscongus Bay
Lobster Smack

\$69.99

Scale: 1/24
Length: 15-1/4"
Width: 3-7/8"
Height: 15-1/4"

New and Improved:

- All basswood (hardwood) construction – no more flimsy balsa.
- All laser cut – no hard-to-punch out stamped parts.
- New robust, shrink-wrapped packaging with bar codes.
- Superior Model Shipways fittings.
- Great instructions made even better.
- Your customers pathway to building great ship models.
- Yesteryear's popular retail prices – from \$39.99 to \$99.99.

Inside Our Midwest Model Kits

MID976 - Sea Bright Dory Lifeboat:

\$59.99

MID976CB - Sea Bright Dory Lifeboat & Tool Set:

\$89.99

Scale: 1/16

Length: 12-1/4"

Width: 4-1/8"

Height: 1-1/2"



Sea Bright Dory Kit Includes : Full-Size Rolled Plans. • Illustrated Construction Manual. • Waterslide Decals •

• Laser Cut Quality Basswood & Mahogany Parts. • Fittings Set Includes Brass Oar Locks, Towing Eye, Life Preserver, & Materials for Oars. •

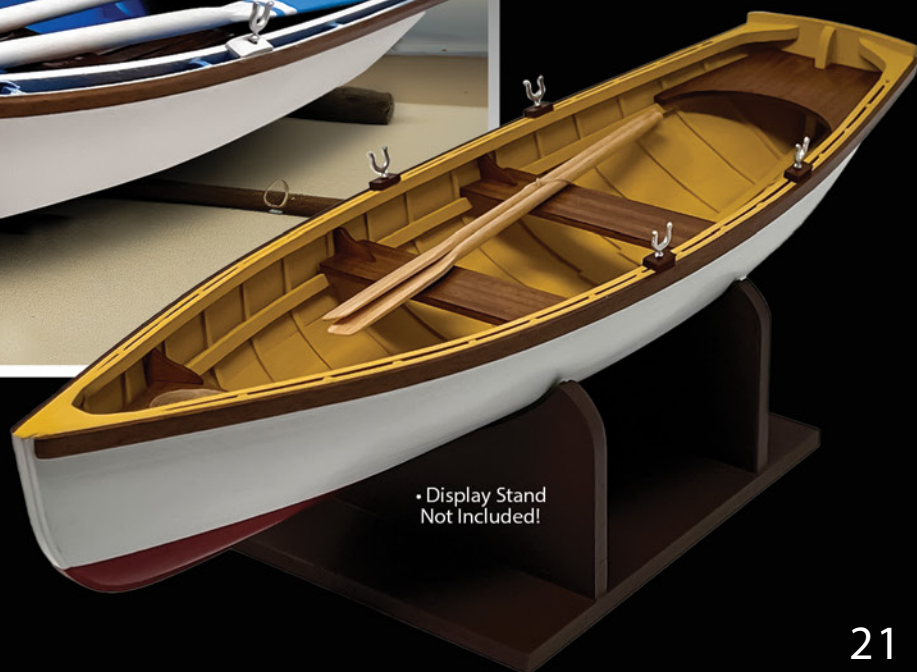
Starter Combo Tool Set Includes : Hobby Knife & Blade Set • Tweezers • 6 Clamps • 3 Paint Brushes • Two 1oz Paint • Wood Glue

MID967 - The Skiff

\$39.99

MID978 - Boston Whitehall Tender

\$59.99



SKIFF

Scale: 1/12

Length: 8-7/8"

Width: 3"

Height: 1-1/4"

TENDER

Scale: 1/14

Length: 12"

Width: 3-7/8"

Height: 2"

• Display Stand
Not Included!

**MID965 -
Chesapeake
Bay Flattie**
\$69.99



Scale: 1/32 Width: 3-5/8"
Length: 13-1/4" Height: 15"

**MID983 -
Sakonnet Daysailer**
\$59.99



Scale: 1/24 Width: 3-1/4"
Length: 9-3/4" Height: 16-1/2"

Scale: 1/12
Length: 10"
Width: 3-7/8"
Height: 2"

**MID950 -
The Dinghy**
\$39.99



Scale: 1/6
Length: 20"
Width: 4-3/8"
Height: 7-13/16"

**MID948 - The
Rowing Dinghy**
\$89.99



12 MIDWEST APPRENTICE BOAT KITS TO GET YOU STARTED ON YOUR WOODEN BOAT HOBBY!

MID949 - Canadian Canoe

Scale: 1/8 Width: 3-7/8"
Length: 23" Height: 2"

\$99.99



MID989 - Chesapeake 17 Kayak

\$59.99



Scale: 1/12, Length: 17"
Width: 2", Height: 1-3/16"

MID997- John Alden Sloop

\$69.99

Scale: 1/16
Length: 14-5/16"
Width: 4-11/16"
Height: 24-1/2"



• Display Stand
Not Included!

MID977- Maine Peapod

\$59.99

Scale: 1/10
Length: 12"
Width: 3-7/8"
Height: 2"





Medicine Wagon 1875 - Harnessed Breyer Horse Combo


1:12 Scale Wood & Metal Model

NEW!

Wagon Model Specs:

- Length 13"
- Width 6"
- Height 9"
- Scale 1:12

**Available
MARCH
2024**



1:12 scale Breyer Horses

(assembled and painted), wagon hitch, double harness made of faux leather straps, brass fittings and cast metal parts. Horse breed may vary.

During the late 19th and very early 20th centuries, horse-drawn medicine/whiskey wagons were familiar sights in many frontier towns. "Patent Medicine" became popular to cure a variety of aches, pains and diseases being sold by travelling salespeople as well as various brands of "Medicinal Whiskies". Some of the "Medicines" had very colorful names and very audacious claims. Liniments and ointments were often concocted with some form of snake oil based upon Chinese ointments of the time that were known to be effective. Unfortunately, the American rattlesnake's oil did not have the same potency of that of the Chinese water snake. Hence the rise of the term "Snake Oil Salesman".

Medicine Wagon Only: MS6012 - \$189⁹⁹

Medicine Wagon & Horses Combo: MS6012CB - \$239⁹⁹

Acrylic Paint Set 7 1oz Bottles: MS6012MS - \$34⁹⁹

Pabst Beer Wagon - Harnessed Breyer Horses Combo

1:12 Scale Wood & Metal Model

Wagon Model Specs:

- Length 12-3/4"
- Width 5-3/4"
- Height 9"
- Scale 1:12

NEW!



1:12 scale Breyer Horses

(assembled and painted), wagon hitch, double harness made of faux leather straps, brass fittings and cast metal parts. Horse breed may vary.


Over 100 years ago horse-drawn beer wagons were the primary mode of distribution to saloons and bars. American breweries often built their wagons like their European counterparts, which were designed to carry large barrels. The Pabst Brewing Company example shown here is an accurate replica used in the 19th century. Materials used are basswood, plywood, cast metal, brass fittings, and photo-etched metal parts.

Beer Wagon Only: MS6011 - \$189⁹⁹

Beer Wagon & Horses Combo: MS6011CB - \$299⁹⁹

Acrylic Paint Set 5 1oz Bottles: MS6011MS - \$24⁹⁹

Horse Hitch & Harnesses 1:12 Scale



Featured 1:12 Scale Breyer Collectible, Bright Bay Morgan Horses are sold separately:

BRE964 - \$29⁹⁹

True-to-life harnesses and hitch for any of our Model Trailways 1:12 scale horse-drawn vehicles. Kit components are made of Britannia metal castings, brass fittings, simulated leather straps and trails. Engineered and designed to fit all 1:12 scale Breyer Collectible Freedom Series Horses sold on our website.

One Horse Hitch & Harnesses: MS6021 - \$49⁹⁹

Two Horse Hitch & Harnesses: MS6022 - \$99⁹⁹

Four Horse Hitch & Harnesses: MS6023 - \$149⁹⁹



NEW!

CHUCK WAGON 1:12 Scale Wood & Metal Model



Model Specs:

- Length 10"
- Width 9"
- Height 8-3/4"
- Scale 1:12

Chuck Wagon: MS6005 - \$189⁹⁹

Acrylic Paint Set 4 1oz Bottles: MS6005MS - \$19⁹⁹

Model Trailways kit contains everything you need to build an authentically detailed scale model. Basswood parts are laser cut for a perfect fit. True-to-life accessories include brass rod, rings, eyebolts, and photo-etch detailing. Spoked wooden wheels with machined aluminum hubs and rubberized rims are as realistic as you can get. Canvas cover, miniature rope, and blackened metal chain, miniature nuts and bolts add the final touches to a beautiful model and valuable keepsake.

CONESTOGA WAGON 1:12 Scale Wood & Metal Model



Model Spec:

- Length 19"
- Width 6"
- Height 9"
- Scale 1:12

Conestoga Wagon: MS6002 - \$269⁹⁹

Acrylic Paint Set 5 1oz Bottles: MS6002MS - \$24⁹⁹

Our kit is the most historically accurate Conestoga wagon ever produced. Highly detailed realistic materials include laser-cut basswood body and wheel parts, metal hubs and axels, miniature nails, canvas cover, and scale rope and chain. A sheet of photo-etched brass parts replicates the hardware and decorations of a full-size wagon. The finished model is complete with working brakes and suspension. Five sheets of plans plus clearly written illustrated instructions make building easy.



1885 U.S. Marshal's Jail Wagon

1:12 Scale Wood & Metal Model

The 1885 Wyoming territory, U.S. Marshal's Jail Wagon is an accurate replica (12 times smaller) than the real one still proudly displayed in Wyoming. Often referred to as a "Tumbleweed Wagon" it was used by the Marshals to round up Federal prisoners from local jails.

Model Specs:

- Length 12-3/4"
- Width 5-3/4"
- Height 9"
- Scale 1:12



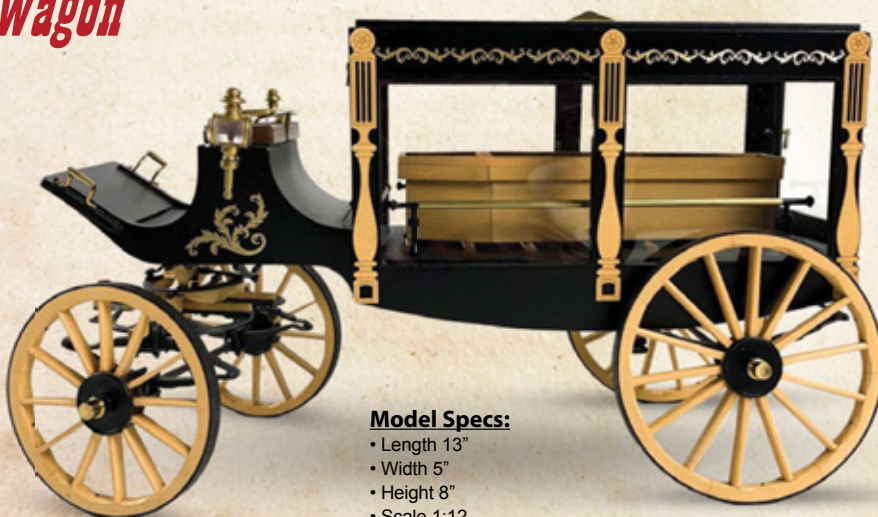
Marshal's Jail Wagon: MS6010 - \$189⁹⁹

Acrylic Paint Set 6 1oz Bottles: MS6010MS - \$29⁹⁹

1895 Horse-Drawn Hearse Wagon

1:12 Scale Wood & Metal Model

Originally, the wooden or metal framework over the coffin was called a hearse. It was decorated with numerous spikes to hold burning candles. Sometime in the 17th century, people started using the word to refer to not only the construction above the coffin, but to the vehicle that carried the casket to the grave. Early hearses were hand-drawn. As time went on, families started to choose rural cemeteries instead of traditional church grounds. Caskets had to be transported greater distances. People wanted to go out in style and ordered elaborately decorated coffins in exotic woods. The hearses became fancier and heavier. They needed horsepower, not manpower. The first American horse-drawn hearses date back to the mid nineteenth century. A typical horse-drawn hearse of that period cost about \$1,500.



Model Specs:

- Length 13"
- Width 5"
- Height 8"
- Scale 1:12

Hearse Wagon: MS6009 - \$189⁹⁹

Acrylic Paint Set 8 1oz Bottles: MS6009MS - \$39⁹⁹

Phillips 66 Oil Tank Wagon

1:12 Scale Wood & Metal Model

The Phillips Petroleum Company was incorporated in 1917 by brothers L.E. & Frank Phillips of Bartlesville, Oklahoma. It became the largest producer of natural gas liquids in the United States. In 1927, Phillips built its first petroleum refinery to produce gasoline as an automotive fuel. On November 19 of the same year, it opened the first Phillips 66 service station in Wichita, Kansas.

Model Specs:

- Length 11-1/2"
- Width 5-3/4"
- Height 6-1/4"
- Scale 1:12



According to popular lore, while road-testing the company's newest gasoline, the company representative commented that they were "going like 60." The driver looked at the speedometer and replied, "Sixty nothing... we're doing 66!" The road on which they were effortlessly speeding was U.S. Highway 66 near Tulsa, Oklahoma. The coincidence was too good to ignore, and the brand "Phillips 66" was born.

Oil Tank Wagon: MS6008 - \$189⁹⁹

Acrylic Paint Set 5 1oz Bottles: MS6008MS - \$24⁹⁹

CONCORD STAGECOACH

1:12 Scale Wood & Metal Model

The Abbott Downing Company of Concord, New Hampshire built its first stagecoach in 1827 and produced coaches for both Wells Fargo and Butterfield Overland Stage companies. Our kit replicates the original with steerable wooden wheels, working suspension and opening doors. Cast metal wheel hubs, axles and door hinges; brass strips, rods, nails, nuts and bolts and photo-etched brass parts add authentic detail. Driver's bench is perched at the top of the wagon and interior is complete with seating for nine. Decal sets for both Wells Fargo and Butterfield let you choose the version you'll build. Laser cut basswood parts, well-drawn plans and clear instructions make assembly easy.

Model Specs:

- Length 13-3/4"
- Width 6"
- Height 8-3/4"
- Scale 1:12



Concord Stagecoach: MS6001 - \$299⁹⁹

Acrylic Paint Set 5 1oz Bottles: MS6001MS - \$24⁹⁹

19TH CENTURY DOCTOR'S BUGGY

1:12 Scale Wood & Metal Model

While some doctor's buggies were built with plain box-type bodies, many had a more elegant shape. Called phaeton types, they had a gracefully curving body and large wheels. Storage compartments below the seat held the physician's bag, medical instruments, and supplies.

These buggies were lightly constructed for one occupant and drawn by a single horse. They were fast and could handle terrain that heavier wagons could not. Old-time doctors made house calls night or day, rain or snow. Most buggies had a folding leather top that could be raised in inclement weather.

Our model replicates a phaeton type buggy. The design is based on a drawing in an 1884 trade journal plus many contemporary photographs. We have not included a top, as it would be very difficult to model at this small scale.

Model Specs:

- Length 8"
- Width 5-1/2"
- Height 8"
- Scale 1:12



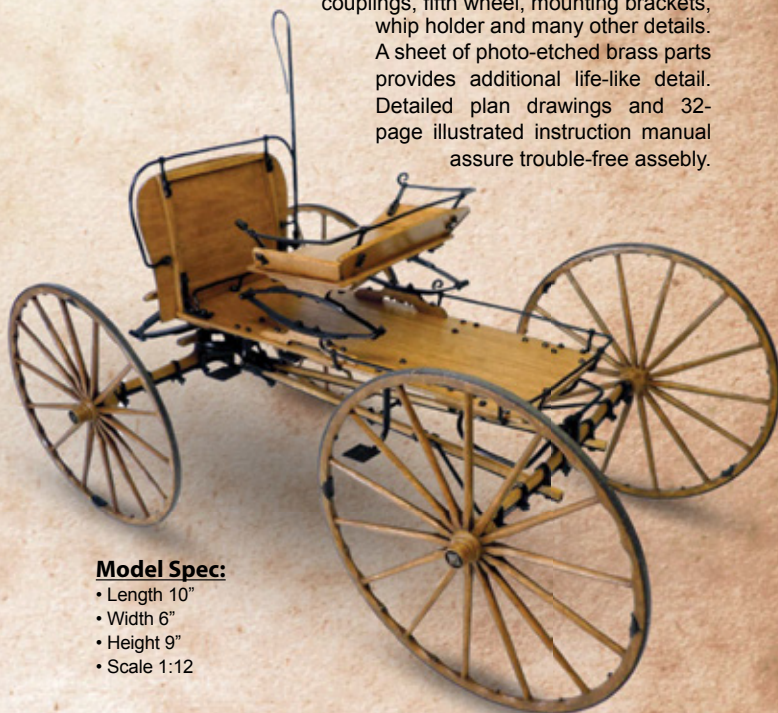
Doctors Buggy: MS6003 - \$99⁹⁹

Acrylic Paint Set 4 1oz Bottles: MS6003MS - \$19⁹⁹

WESTERN MTN BUCKBOARD

1:12 Scale Wood & Metal Model

historically accurate and relatively easy to build. Kit features laser-cut basswood sheets and basswood strips. Expertly cast Britannia metal parts include sprigs, axles, front & rear footstaps, luggage rail, seat rail, apron handrail, cross and axle braces, couplings, fifth wheel, mounting brackets, whip holder and many other details. A sheet of photo-etched brass parts provides additional life-like detail. Detailed plan drawings and 32-page illustrated instruction manual assure trouble-free assembly.



Model Spec:

- Length 10"
- Width 6"
- Height 9"
- Scale 1:12

Doctors Buggy: MS6004 - \$129⁹⁹

Acrylic Paint Set 3 1oz Bottles: MS6004MS - \$14⁹⁹



ROYAL AIRCRAFT SE-5

1:16 Scale Wood Model

NEW!

Developed and produced in 1916 the R.A.F. SE-5 aircraft was easy to fly, stable and forgiving, even a mediocre pilot could capitalize on the steadiness of the aircraft, firing at the enemy from further away with a greater degree of accuracy. Equipped with the Wolseley Viper V-8 engine, performance and reliability was greater than earlier British fighter aircraft.

Model Specs:

- Wingspan: 20", Length: 16", Height: 7 1/4"
- Basswood, Aircraft Plywood.
- Brittonia Metal Castings.
- Photo-Etched Metal
- Brass Fittings

MA1060 - \$399⁹⁹



SE-5 WOLSELEY VIPER ENGINE

1:16 Scale Wood & Metal

Derived from the Hispano Suiza HS-8 liquid-cooled V-8 engine, it powered later models of the SE-5, SPAD VII and other British aircraft.

Model Specs:

- Length 3-1/2", Width 2-3/8", Height 2-1/2"
- Basswood, Aircraft Plywood
- Brittonia Metal Castings.

MA1061 - \$69⁹⁹

NEW!



DR.1 FOKKER TRI-PLANE RED BARON'S WWI FIGHTER

1:16 Scale Wood Model

Beautifully rendered & historically accurate WWI plane kits.



This historically accurate airplane reproduces virtually every detail of original Fokker Dr. 1. We have translated this famous WWI fighter into a 1:16 scale kit that builds into a realistic replica. We use laser cut basswood and birch plywood, accurate Britannia metal castings, brass, copper, aluminum, steel and rubber.

The Fokker Dr.1, Tri-Plane was the favorite plane of Manfred von Richthofen, the Red Baron, who is credited with 80 victories before he was shot down and killed. He flew it from September 1917 until his death in April 1918, accounting for the last 20 of his kills.

Built by the Dutch airplane designer Anthony Fokker, the Dr.1 was powered by the 9 cylinder rotary Oberursel UR II engine. It could climb to 3000 ft in under 3 minutes and had a ceiling of 19,000 ft. It had a high roll rate and was difficult to fly. Only the best pilots could master it, but deadly in the hands of those who did.

Model Specs:

- Wingspan: 17-3/4", Length: 14-1/8", Height 7-1/4"
- True-to-life structural static model without fabric covering
- Over 250 laser cut basswood and aircraft quality plywood parts
- Over 80 Britannia metal parts for building the Oberursel rotary engine
- Authentically detailed cockpit with instrument panel
- 54 page illustrated step-by-step assembly manual
- Precision cast Spandau machine guns
- Six sheets of clearly drawn plans
- Shipping weight 5 lbs.

MA1040 - \$399⁹⁹

SOPWITH CAMEL F.1 1917 BRITISH WW1 FIGHTER

1:16 Scale Wood Model



The Sopwith Camel F.1 had a wingspan of 8.5 M, was 5.76 M. in length, and was powered by a 130hp Clerget 9-cylinder rotary engine, producing a maximum speed of 101-113 mph. Fluid capacity of 26 gallons allowed 2.5 hours of flying time. Fiery and temperamental, the Camel had a wicked torque and was difficult to fly. In fact, more men lost their lives learning to fly it than using it in combat. But in the hands of an experienced pilot, the Camel was a deadly opponent in a dog-fight. Its greatest glory came on April 21, 1918 when it shot down Germany's famous Red Baron.

Model Specs:

- Wingspan: 21" Fuselage Length 14-1/16"
- Over 150 laser cut birch parts for wings and fuselage
- Over 70 Britannia metal parts for the Clerget engine
- Accurately scaled brass and steel parts
- 44 page Illustrated step-by-step instruction manual
- Five highly detailed, actual size plan sheets

MA1030 - \$269⁹⁹

SOPWITH CAMEL CLERGET ROTARY ENGINE

1:16 Scale Wood & Metal

Developed by Clerget and manufactured in France, the Clerget 9B was an improvement over the company's seven cylinder, 80 hp rotary airplane engine. In versions of 110 to 140 hp, these models saw widespread use throughout the first world war in the F.1 Camel, Triplane and Baby by Sopwith, and in the Nieuport 12. The model 9B was rated at 130 hp in normal use but could be pushed to 135 in an emergency at 1,250 rpm. Maximum weight was 380 pounds.

Model Specs:

- Prop Diameter - 6-3/4", Height: 3-3/4"
- Historically accurate, detailed metal model airplane engine
- Three laser cut basswood parts for propeller assembly
- Cast Britannia (pewter) metal & brass engine parts
- Laser cut wooden engine stand
- Clearly written illustrated instructions

MA1031 - \$69⁹⁹





FOKKER EINDECKER E-IV

1:16 Scale Wood Model

The Fokker Eindecker fighters were a series of German World War I monoplane single-seat fighter aircraft designed by Dutch engineer Anthony Fokker. Developed in April 1915, the first Eindecker ("Monoplane") was the first purpose-built German fighter aircraft and the first aircraft to be fitted with a synchronization gear, enabling the pilot to fire a machine gun through the arc of the propeller without striking the blades. The Eindecker gave the German Army's Air Service (then the Fliegertruppen des deutschen Kaiserreiches) a degree of air superiority from July 1915 until early 1916.

Model Specs:

- Wingspan – 25", L 20", 7 1/4"
- Basswood, Walnut, Aircraft Plywood
- Brittania Metal Castings
- Brass Fittings

MA1050 - \$399⁹⁹



OBERURSEL UR III AIRCRAFT ENGINE

1:16 Scale Wood Model

The 1915 aircraft engine that powered the Fokker Eindecker fighters of World War I.

Model Specs:

- Prop Diameter – 6", Height 3-5/8"
- Historically accurate, detailed metal model airplane engine
- Laser cut basswood parts for propeller assembly
- Cast Britannia (pewter) metal & brass engine parts
- Laser cut wooden engine stand
- Clearly written illustrated instructions

MA1051 - \$69⁹⁹



ALBATROS D. VA RED BARON'S WWI FIGHTER

1:16 Scale Wood Model

The Albatros D.Va kit by Model Airways is sure to impress any modeler looking for superior detail, unsurpassed authenticity and high grade materials. Four sheets of blueprint quality plans and a 48 page illustrated instruction manual help pave the way to a museum quality masterpiece

Model Specs:

- Wingspan 22-1/2" / Fuselage 18-1/4"
- 184 basswood, birch and plywood parts, most laser cut
- Over 100 Britannia metal parts for Mercedes-Benz engine
- Two 30 caliber machine guns cast in Britannia metal
- 48 page step-by-step photo instruction manual
- Four actual size plan sheets

MA1001 - \$269⁹⁹



MERCEDES ENGINE F-1466-3A


1:16 Scale Wood Model

The 1917 aircraft engine that powered the Albatros D.Va, Red Baron's WWI Fighter.

Model Specs:

- Prop Diameter – 6", Height 3-5/8"
- Historically accurate, detailed metal model airplane engine
- Laser cut basswood parts for propeller assembly
- Cast Britannia (pewter) metal & brass engine parts
- Laser cut wooden engine stand
- Clearly written illustrated instructions

MA1000 - \$69⁹⁹



NIEUPORT 28 RICKENBACKER'S WWI FIGHTER

1:16 Scale Wood Model

Model Airways has gone to great lengths to recreate this legendary World War I fighter. Designed from original plans, photographs and restored aircraft on display in several museums, the historically accurate model reproduces virtually every detail of the real airplane.

Model Specs:

- Wingspan 20" / Fuselage 15-3/4"
- 190 laser cut basswood and birch plywood parts
- Britannia metal casting for perfectly scaled rotary engine
- 3 highly detailed, plan sheets
- Illustrated step-by-step instruction manual

MA1002 - \$269⁹⁹



WRIGHT FLYER

1:16 Scale Wood Model

Invented and flown by brothers Orville and Wilbur Wright, this aircraft marked the beginning of the pioneer era of aviation. The Wright Flyer made the first sustained flight by a manned heavier-than-air powered and controlled aircraft on December 17, 1903. The aircraft is a single-place biplane design with anhedral (drooping) wings, front elevator (a canard) and rear rudder. It used a 12 horsepower gasoline engine powering two pusher propellers.

The Wright brothers flew it four times in a location now part of the town of Kill Devil Hills, about 4 miles south of Kitty Hawk, North Carolina. The airplane flew 852 ft on its fourth and final flight, but was damaged on landing. The aircraft never flew again but was shipped home and subsequently restored by Orville.

This true-to-life static model reproduces virtually every detail of the real aircraft. We've designed our model without the customary fabric covering to show its fascinating structural components.



Model Specs:

- Wingspan 30" / Length 15"
- Laser cut basswood and parts
- Britannia metal parts for building the engine
- 160 photo-etched brass parts for fittings and braces
- 3 highly detailed, plan sheets
- 28-page illustrated step-by-step assembly manual

MA1020 - \$149⁹⁹

CURTISS JN-4D JENNY

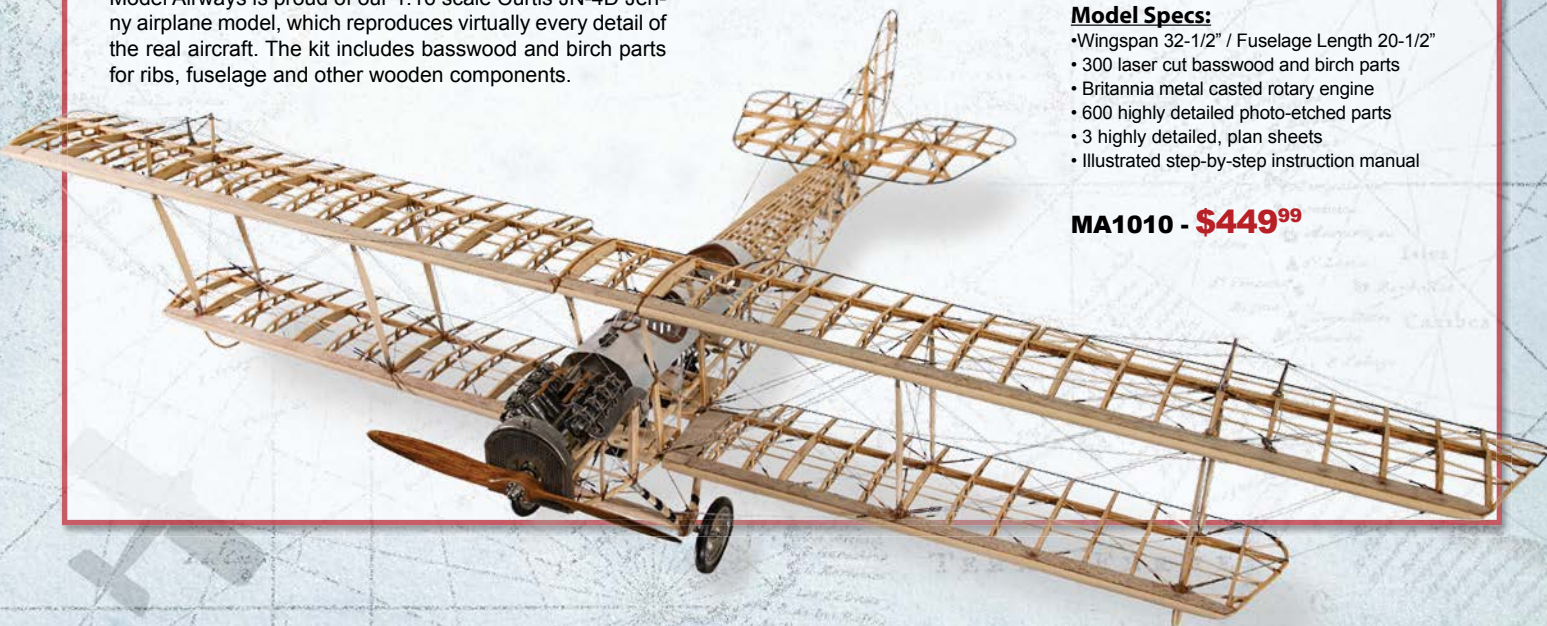
1:16 Scale Wood Model

Model Airways is proud of our 1:16 scale Curtis JN-4D Jenny airplane model, which reproduces virtually every detail of the real aircraft. The kit includes basswood and birch parts for ribs, fuselage and other wooden components.

Model Specs:

- Wingspan 32-1/2" / Fuselage Length 20-1/2"
- 300 laser cut basswood and birch parts
- Britannia metal casted rotary engine
- 600 highly detailed photo-etched parts
- 3 highly detailed, plan sheets
- Illustrated step-by-step instruction manual

MA1010 - \$449⁹⁹



SANTOS-DUMONT 14-BIS


1:16 Scale Wood Model



MA1021 - \$169⁹⁹

Model Specs:

- Wingspan 29.5" / Fuselage Length 24.6"
- 300+ Pieces. The same materials used by Santos Dumont for his original plane.
- Produced with Brazilian Freijó Wood and Indian Cane Bamboo grown in Brazil.
- Engine and mechanical details are cast in zamak metal
- Nylon cable stays and brass parts for moving canard
- Beautifully illustrated English instruction manual with full-size plans



Designed and built by Brazilian aviation pioneer Alberto Santos-Dumont near Paris in 1906. The 14-bis made a manned powered flight that was the first to be publicly witnessed. It was also the first powered flight made anywhere outside of the United States, as well as the first powered flight by a non-Wright Brothers airplane.

On 23 October, after a series of engine tests and high-speed ground runs Santos-Dumont made a flight of over 160 ft. at an altitude of 10–16 ft. This earned Santos-Dumont the first of aviation prizes for a flight of 25 meters or more. On the morning of November 12th, 1906 the aviation community of France assembled at the Château de Bagatelle's grounds to witness Santos-Dumont's next flight. Several attempts were made throughout the day. As the sun set, Santos-Dumont attempted one more flight. After 22 seconds, he cut the engine and glided in to land. He had flown over 700 ft., qualifying for the second aviation prize offered for heavier-than-air-aircraft, for a flight of 100 meters or more. This was the last recorded flight of the 14-Bis.

14-BIS ANTOINETTE V8 ENGINE

1:16 Scale Wood Model

V8 engine used in the famed Santos-Dumont 14-Bis airplane.

Model Specs:

- Prop Diameter – 4-3/4", Height 4-1/2"
- Historically accurate, detailed metal model airplane engine
- Engine parts are precision cast in zamak metal
- Laser cut wood engine stand H 4.44" x W 2.5" x L 3"
- Clearly written illustrated instructions

MA1022 - \$69⁹⁹

NEW!





Kits manufactured in the USA of historic American Civil War artillery and related models.


CIVIL WAR GATLING GUN

1:16 Scale Metal Model

Model Specs:

- Length 7-7/8"
- Width 3-3/4"
- Height 3-1/4"
- Scale 1:16

MS4010 - \$69.99



PARROT RIFLE 10 POUNDER

1:16 Scale Metal Model

Model Specs:

- Length 8"
- Width 4-1/2"
- Height 3-1/3"
- Scale 1:16

MS4008 - \$69.99



JAMES CANNON 6 POUNDER

1:16 Scale Metal Model

Model Specs:

- Length 8"
- Width 4"
- Height 3-1/4"
- Scale 1:16

MS4007 - \$69.99



NAPOLEON CANNON 12 POUNDER

1:16 Scale Metal Model

Model Specs:

- Length 8-1/4"
- Width 4"
- Height 3-1/2"
- Scale 1:16

MS4003 - \$69.99



MOUNTAIN HOWITZER 12-POUNDER

1:16 Scale Metal Model

Model Specs:

- Length 5"
- Width 3-1/2"
- Height 3"
- Scale 1:16

MS4014 - \$69.99



3" ORDINANCE RIFLE

1:16 Scale Metal Model

Model Specs:

- Length 8"
- Width 3-3/4"
- Height 3-1/4"
- Scale 1:16

MS4013 - \$69.99



WHITWORTH CANNON 12 POUNDER

1:16 Scale Metal Model

Model Specs:

- Length 10"
- Width 4"
- Height 3-1/4"
- Scale 1:16

MS4001 - \$69.99



CANNON WHEEL SETS

1:16 Scale Wood & Metal (2-Pc Set.)

MS4000M - 3-1/4 inches Metal Wheels: \$29.99

MS4000 - 3-1/4 inches Wood Wheels: \$29.99



NAPOLEON CANNON 12 POUNDER WITH LIMBER

1:16 Scale Wood & Metal Model

Limber Model Specs:

- Length 10" • Width 4"
- Height 3-1/3" • Scale 1:16

Canon Model Specs:

- Length 8.25" • Width 4"
- Height 3.5" • Scale 1:16

MS4003CB - \$169.99

CIVIL WAR COFFEE WAGON

1:16 Scale Metal Model

Model Specs:

- Length 6"
- Width 4.5"
- Height 6.5"
- Scale 1:16

MS4016 - \$69.99

CIVIL WAR RUCKER AMBULANCE

1:16 Scale Wood
& Metal Model

Model Specs:

- Length 8-1/2"
- Width 4"
- Height 6"
- Scale 1:16

MS4017 - \$119.99

NAVAL SMOOTHBORE DECK GUN

1:24 Scale Wood
& Metal Model

Model Specs:

- Length 8-1/4"
- Width 5-1/4"
- Height 3"
- Scale 1:24

MS4005 - \$69.99




CIVIL WAR LIMBER

1:16 Scale
Metal Model

Model Specs:

- Length 10"
- Width 4"
- Height 3-1/3"
- Scale 1:16

MS4002 - \$59.99



CIVIL WAR BATTERY FORGE

1:16 Scale Metal Model

Model Specs:

- Length 7-7/8"
- Width 3-3/4"
- Height 3-1/4"
- Scale 1:16

MS4012 - \$69.99



CIVIL WAR CAISSON AMMUNITION CARRIAGE

1:16 Scale Wood & Metal Model

Model Specs:

- Length 10"
- Width 4"
- Height 3-1/3"
- Scale 1:16

MS4009 - \$69.99




18C. DECK CARRONADE 32-POUNDER

1:24 Scale Wood
& Metal Model

Model Specs:

- Length 8-1/4"
- Width 4-1/2"
- Height 3-1/2"
- Scale 1:24

MS4004 - \$69.99



PAINTS & STAINS

Historically accurate colors have been specially formulated for wooden models! High quality acrylic based paints can be thinned with water, thinner, or alcohol. They clean up easily with water, making them ideal for air-brush use. Brushed or sprayed paints dry flat with good grain structure and smooth finish.

Model Shipways Acrylic Paint & Stain Set







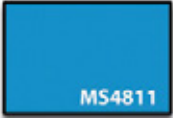











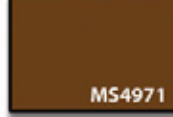



MS4800CB
12 1oz. BOTTLES
\$59⁹⁹

- 2 1 ounce Primer
- 1 ounce Gold
- 1 ounce White
- 1 ounce Dark Green
- 1 ounce Deck Light Gray
- 1 ounce Cannon Black
- 1 ounce Bulwarks Brown
- 1 ounce Bright Yellow Trim
- 1 ounce Gun Carriage Red
- 1 ounce Hull Bottom Copper Red








MODEL EXPO HISTORIC MARINE COLORS

**1 OZ. BOTTLE
\$6⁹⁹ EACH**

| | | | | | | |
|---|---|---|--|---|--|--|
|  MS4801 Bulwarks Dark Green |  MS4802 Bulwarks Gun Carriage Red |  MS4803 Hull Tallow |  MS4804 Pale Yellow Trim |  MS4807 Ocean Green Trim |  MS4808 Light Green Trim |  MS4809 Bright Yellow Trim |
|  MS4810 Dark Blue Trim |  MS4811 Medium Blue Trim |  MS4813 Spanish Brown |  MS4814 Hull Bottom Copper Red |  MS4815 Pale Orange Trim |  MS4816 Deck House Dark Buff |  MS4817 Bulwarks Brown |
|  MS4818 Deep Brown |  MS4820 Deck House Cream |  MS4821 Deck House Light Buff |  MS4823 Clipper Pearl Gray |  MS4824 Clipper Pearl Blue |  MS4825 Deck Light Gray |  MS4826 Deck Medium Gray |
|  MS4828 Iron/Cannon Black |  MS4829 Hull Yellow Ochre |  MS4830 Black |  MS4831 White, conventional titanium |  MS4832 Warm White touch of yellow |  MS4834 Hull Umber |  MS4835 Bright Red Trim |
|  MS4836 Bright Green Trim |  MS4839 Primer |  MS4841 Olive Drab |  MS4964 True Blue |  MS4968 Hull Red |  MS4971 Light Earth |  MS4981 Safety Orange |









MODEL EXPO METALLIC COLORS

**1 OZ. BOTTLE
\$6⁹⁹ EACH**

| | | | | | | |
|--|--|---|--|---|--|--|
|  MS4806 Antique Gold |  MS4960 Bronze |  MS4961 Brass |  MS4962 Aluminum |  MS4963 Silver |  MS4969 Gold |  MS4970 Copper |
|--|--|---|--|---|--|--|

MODEL EXPO HISTORIC STAINS & FINISHES

**1 OZ. BOTTLE
\$6⁹⁹ EACH**

| | | | | | | | |
|---|--|---|---|---|--|---|---|
|  MS4972 Clear Satin Protective Finish |  MS4973 Pre-Stain Wood Conditioner |  MS4974 Vermont Maple |  MS4975 English Oak |  MS4976 Colonial Pine |  MS4979 Cherry |  MS4980 Natural Stain |  MS4982 Judea Bitumen |
|---|--|---|---|---|--|---|---|



MT105CB **\$39⁹⁹**

GLUE ASSORTMENT 5 PACK

MT111 - Maxi Cure Extra Thick CA 1/2 oz
MT106 - Gap Filling Medium CA 1/2 oz
MT161 Un Cure CA Debonder 1 oz
MT101- Super Thin CA 1/2 oz
MT151 - Accelerator 2 oz

**Testor's
3 oz Lacquer Spray
Wet Look Clear**



TES1834 **\$11.99**

**Model Expo
4.5oz Finish-Cure
20min Epoxy**



MT209 **\$19.99**

**Testor's 5/8 oz
Wood & Metal Cement**



TES3505 **\$5.99**

**Testor's 5/8 oz
Wood Cement**



TES3503 **\$6.99**

INSTA CURE™ SUPER THIN CA GLUE

Water-thin viscosity wicks deep into joints by capillary action and cures in a few seconds. Surfaces to be bonded must be tight fitting and should be held together while you apply the CA. It works well on balsa and other woods, since it penetrates into the wood, forming more than just a surface bond.

MT101 0.5 oz **\$7.99**
MT102 1.0 oz **\$11.99**
MT103 2.0 oz **\$17.99**

TEFLON TUBING FOR CA GLUE

24" length can be cut to any length.
For use with thin CA.

MT305 0.5 oz **\$5.99**

INSTA CURE+™ SUPER GLUE CA

Odorless, cures in 2-3 seconds. 100% foam-safe & won't fog clear plastic. Super-Gold also bonds wood to white foam in less than 15 seconds. Cure is flexible for good shock absorption.

MT106 0.5 oz **\$7.99**
MT107 1.0 oz **\$11.99**
MT108 2.0 oz **\$17.99**

MAXI-CURE EXTRA THICK CA GLUE

Extra-thick CA bonds plastics, fiberglass, hardwood, metal and rubber better than any other hobby adhesive. It can be carved, sanded and feathered to form a finish that's indistinguishable from plastic.

MT111 0.5 oz **\$7.99**
MT112 1.0 oz **\$11.99**
MT113 2.0 oz **\$18.99**

UN CURE CA DEBONDER

Debonder dissolves CA glue in about a minute.

MT161 1.0 oz **\$7.99**

INSTA SET™ CA ACCELERATOR SPRAY

Hardens CA glue in ten seconds or less. 2 oz. pump spray.

MT151 2.0 oz **\$11.99**

EXTENDER TIPS FOR CA GLUE

Cut the flexible tip to the length and/or inside diameter that you need.

MT301 6 per bag Regular tip **\$5.99**
MT302 6 per bag X-tra fine tip **\$5.99**
MT303 3 per bag X-tra long tip **\$5.99**

QUIK-CURE 5 MIN. EPOXY

Cures slightly flexible. Can be handled after 15 min. Full strength in 1 hour.

MT201 4.5 oz **\$18.99**

MID-CURE 15 MIN. EPOXY

More water resistant. Our most flexible epoxy and is ideal for gluing to fiberglass surfaces. Allow 45 minutes before handling parts and 2 hours for full strength.

MT203 4.5 oz **\$18.99**

SLOW-CURE 30 MIN. EPOXY

Highest strength of our epoxies. It is waterproof and heat resistant. 8 hours before handling and 24 hours for full strength.

MT205 4.5 oz **\$18.99**

GLUE LOOPER MICRO- GLUE APPLICATORS

Made for low viscosity (very thin) glue. Fits in standard hobby knife handle. Set of twelve reusable stainless-steel applicators with four each of small, medium, and large loops.



GLV2 **\$18.99**

BORCIANI BONAZZI PAINT BRUSHES

HAND MADE IN ITALY

TOP GRAPHIC SERIES 600 - ROUND BRUSH



| Size | Item | Price | Size | Item | Price |
|------|----------|--------|------|-----------|---------|
| #4 | BEB600-4 | \$5.49 | #10 | BEB600-10 | \$9.99 |
| #6 | BEB600-6 | \$6.99 | #12 | BEB600-12 | \$11.99 |
| #8 | BEB600-8 | \$7.99 | | | |

TOP GRAPHIC SERIES 601 - FLAT BRUSH



| Size | Item | Price | Size | Item | Price |
|------|----------|--------|------|-----------|---------|
| #0 | BEB601-0 | \$5.99 | #6 | BEB601-6 | \$8.99 |
| #1 | BEB601-1 | \$5.99 | #8 | BEB601-8 | \$9.99 |
| #2 | BEB601-2 | \$5.99 | #10 | BEB601-10 | \$11.99 |
| #4 | BEB601-4 | \$7.99 | | | |

TOP GRAPHIC SERIES 605 - PRECISO ROUND DETAIL



| Size | Item | Price | Size | Item | Price |
|------|------------|--------|------|-------------|---------|
| #0 | BEB605-0 | \$7.99 | #5 | BEB605-5-0 | \$7.99 |
| #1 | BEB605-1 | \$7.99 | #10 | BEB605-10-0 | \$7.99 |
| #2 | BEB605-2-0 | \$7.99 | #15 | BEB605-15-0 | \$7.99 |
| #3 | BEB605-3-0 | \$7.99 | #20 | BEB605-20-0 | \$7.99 |
| #4 | BEB605-4-0 | \$7.99 | ALL | BEB605-9SET | \$69.99 |

Borciani Bonazzi has been manufacturing fine art brushes for over half a century. Today, our expert craftsmen still make our brushes exclusively by hand, one by one.

SERIES 32 - ROUND BRUSH



| Size | Item | Price |
|------|----------------|--------|
| #0 | BEB25496-32-0 | \$5.99 |
| #2 | BEB25496-32-2 | \$5.99 |
| #4 | BEB25496-32-4 | \$5.99 |
| #6 | BEB25496-32-6 | \$5.99 |
| #8 | BEB25496-32-8 | \$6.99 |
| #10 | BEB25496-32-10 | \$6.99 |

SERIES 33 - FLAT BRUSH



| Size | Item | Price |
|------|----------------|--------|
| #4 | BEB25496-33-4 | \$5.99 |
| #6 | BEB25496-33-6 | \$5.99 |
| #10 | BEB25496-33-10 | \$6.99 |



Milano 4 Brush Set
4 brushes for acrylic painting, dark red-violet synthetic, nickel-plated brass ferrule, short handle
BEB28386 \$29.99



Torino 4 Brush Set
4 decorative brushes, gold synthetic, nickel-plated brass ferrule, short handle
BEB28384 \$29.99

Model Ship Displays & New Tools

**Cases, bases and pedestals for that final touch.
Display your masterpiece with pride!**



WALNUT DISPLAY BOARDS

Finest dark American walnut, pre-routed & unfinished. 3/4" high

| Item | L | W | Price |
|--------|-----|--------|----------------|
| RH4512 | 12" | 4-1/2" | \$34.99 |
| RH4516 | 16" | 4-1/2" | \$39.99 |
| RH4520 | 20" | 4-1/2" | \$49.99 |
| RH4530 | 30" | 4-1/2" | \$69.99 |

OAK SHIP MODEL CASES

With routed base, formed edges, and hardware.
(Glass not included.) Finished oak needs only light sanding and staining. Inside measurements

| Item | L | W | H | Price |
|-------|-----|-------|-----|-----------------|
| GM3W | 22" | 10" | 20" | \$279.99 |
| GM5W | 28" | 11" | 26" | \$299.99 |
| GM7W | 33" | 12" | 28" | \$349.99 |
| GM8W | 38" | 13.5" | 28" | \$369.99 |
| GM11W | 28" | 8" | 22" | \$249.99 |
| GM12W | 42" | 16" | 32" | \$369.99 |
| GM15W | 48" | 16" | 32" | \$499.99 |
| GM18W | 52" | 18" | 42" | \$629.99 |
| GM20W | 30" | 12" | 28" | \$399.99 |
| GM22W | 32" | 10" | 28" | \$299.99 |
| GM24W | 36" | 13" | 28" | \$389.99 |

BRASS DISPLAY PEDESTALS

Pedestals are slotted to fit the keel, and are drilled top through bottom. One per pack. (Includes screw)

MS0810 \$9.99 EACH

7/8" (22mm) high with 5/32" slot.

MS0811 \$9.99 EACH

1" (25mm) high with 5/32" slot.

MS0812 \$9.99 EACH

1-1/8" (28mm) high with 3/16" slot.

MS0813 \$9.99 EACH

1-3/8" (35mm) high with 3/16" slot.



Model Expo's RATLINER SHROUD BUILDING TOOL

First the question: What's a Ratline? It is a nautical term used to describe a rope ladder upon which sailors scampered up to the lower yards to furl or unfurl sails. The Ratline usually stopped at the lowest yard and from there a "Jacob's Ladder" (also made of rope) was used to get to the higher yards and the top of the mast.

How does the Ratliner work? Not much different than a loom used to weave cloth or rugs ... but far more simple. Just follow the step-by-step instructions after selecting the Ratliner that corresponds closest to the scale of the model ship you are building. Ratliners come in 3 different scale ranges: MS7201 Scales 1:76 to 1:90, MS7202 for scale 1:64, or close to it and MS7203 for scales 1:35 to 1:48. If the scale of the model ship you are building doesn't fall exactly within those ranges ... not to worry. Even being as close as 10-15% will be good.

Nothing works as well as our Ratliner to produce accurately scaled ratlines in the shortest possible time. You will never use another method or tool.

How is a Ratliner made? After testing many different plywoods, acrylics, plastic sheets we discovered that 1/4" thick MDF (Medium Density Fibreboard) was the most stable, easy to laser-cut and durable material available with the added advantage of low cost. You'll find that your Ratliner has hundreds of laser cut slots and holes. So many, that our most powerful laser-cutting machine takes a full 30 minutes to produce but one Ratliner. Appreciate the complexity and utility of this tool.

Tools needed: tweezers, scissors and a pick. Need some? Search our site. You'll find them.



FOR SCALE 1:76 TO 1:90 **MS7201 \$34.99**

FOR SCALE 1:64 **MS7202 \$34.99**

FOR SCALE 1:35 TO 1:48 **MS7203 \$34.99**

SET OF ALL 3 **MS7200CB \$99.99**



MS105 \$59⁹⁹

FAIR-A-FRAME BUILDING SLIP

Accommodates virtually any size keel. Makes plank-on-bulkhead hull assembly fast and accurate. Adjustable alignment unit ensures bulkheads are square to the false keel. Adjustable height and width. Includes base, laser-cut wooden parts, hardware & instructions. Base: 24" x 4-1/2".

KNOTTING TOOL

Produce a tight consistent knot every time with this Bead Knotting Tool.

BDK41000 \$29⁹⁹



MINI NAIL DRIVER

For nailheads approx. 1/16" diameter. 5-1/2" long.

MS109 \$21⁹⁹



HULL PLANKING VISE

Sturdy wood vise grips the keel and holds it fast while you fasten the planking to the frames. Adjusts to any angle. 18" long.

MX25 \$54⁹⁹



ROPEWALK SCALE ROPE MAKING TOOL

MS110 \$54⁹⁹

Turn ordinary thread into realistic 3-strand scale rope quickly and easily. No complicated mechanics, bobbins, rails or trucks. Our Ropewalk has only two main parts - the gear head and the tail end. It lays up (twists) any thread or cordage into high quality rope.

PLANKING THE BUILT-UP SHIP MODEL

By Jim Roberts.
38 pp, softcover.

MSB113 \$11⁹⁹



A detailed, step-by-step procedural guide to the historically and technically correct methods of planking ship models. The information is also useful for over-planking solid hull models. 38 pages, softcover.

Excel Deluxe Ship Modelers Tool Set in Wooden Box

Tool set comes in wooden storage box and includes:

- K1 Precision Knife
- K2 Handle
- K5 Handle
- K10 Snap Blade Knife
- 17 Assorted Blades
- 4 Assorted Gouges
- 3 Assorted Drills
- Fixed Point Awl
- SS Tweezers
- Needle Nose Pliers
- 5-in, 12.7cm Pull Saw
- 45°/90° Mitre Box
- Sanding Stick



EXL44291 \$99⁹⁹



HI-SPEED BLOCK SHAPER

Process dozens of blocks at a time. Easy to assemble and operate. Electric drill or rotary tool required.

MS27 \$12⁹⁹



ELECTRIC PLANK BENDER

Bends wooden planking strip to the correct curvature every time. Place your strip on the wooden form and heat it by moving the plank bender over it several times. Set includes soldering iron handle with round metal head, plus a wood pattern with two different curves.

MS7205 \$39⁹⁹

HULL PLANKING CLAMPS

Hold your planks firmly in place. Each clamp is 1" square, Assembly required. (6 per pkg.)

For bulkheads less than 3/16" thick.

MX103 \$12⁹⁹

For bulkheads 3/16" thick or more.

MX104 \$12⁹⁹



TRUNNEL KIT MET1040 \$39⁹⁹



Use wooden trunnels instead of metal nails! Contains a steel drawplate, two drills and 200 genuine bamboo pegs. Clear instructions show you how to get the proper scale your model requires.

WATERLINE MARKER

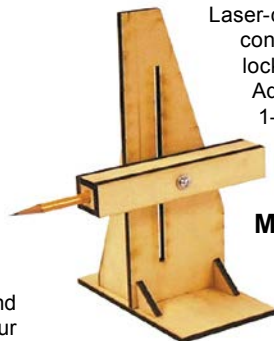
Assembly required.

Laser-cut basswood construction with locking wing nut.

Adjustable from 1-1/2" to 9-1/4".

Base 3"x5" height 11".

MX105 \$11⁹⁹



Written by America's foremost ship modeler and designer, this is a comprehensive reference no model builder should be without! Addressing all the important questions of building a first-rate ship model, it discusses how to choose a kit, foreign vs. US kits, materials, tools, hull construction, deck furniture, rigging and masting, finishing and display. Covers hull construction methods for solid hull, plank-on-bulkhead and plank-on-frame kits. 88 pages, spiral bound softcover.

HOW TO BUILD FIRST RATE SHIP MODELS FROM KITS

By Ben Lankford.

MS114 \$19⁹⁹



Accessories & Fittings

Beautifully detailed scale fittings in metal and wood.

BUCKETS • BARRELS • CLEATS • CANNON BALLS • BELAYING PINS
SPLIT RINGS • TAFFRAIL STANCHIONS • LIFE BOATS

WALNUT WOOD BARRELS (6 per pkg.)

Scale walnut barrels are highly detailed and perfectly round. Real wood grain gives them a rich authentic look.
Dimension = (H x W)

| Item | Inch | MM | Price |
|--------|---------------|---------|--------|
| MS0387 | 7/16 x 5/16 | 11 x 8 | \$6.99 |
| MS0388 | 35/64 x 15/32 | 14 x 12 | \$6.99 |
| MS0389 | 43/64 x 19/32 | 17 x 15 | \$6.99 |
| MS0386 | 7/8 x 3/4 | 22 x 19 | \$6.99 |



WALNUT WOOD BUCKETS (4 per pkg.)

Many sizes, shapes and styles of buckets were found aboard ships.
Dimension = (Height)

| Item | Inch | MM | Price |
|--------|--------|----|--------|
| MS0354 | 5/16" | 8 | \$6.99 |
| MS0360 | 15/32" | 12 | \$6.99 |



WALNUT TAFFRAIL STANCHIONS

(40 per pkg.)
Dimension = (Height)

| Item | Inch | MM | Price |
|--------|--------|----|--------|
| MS0350 | 15/64" | 8 | \$6.99 |
| MS0351 | 5/16" | 12 | \$6.99 |
| MS0352 | 3/8" | 8 | \$6.99 |
| MS0353 | 15/32" | 12 | \$6.99 |
| MS0349 | 9/16" | 14 | \$6.99 |



BOXWOOD BELAYING PINS

(40 per pkg.)

Dimension = (Length)

| Item | Inch | MM | Price |
|--------|--------|----|--------|
| MS2379 | 1/4" | 6 | \$6.99 |
| MS0680 | 5/16" | 8 | \$6.99 |
| MS0681 | 13/32" | 10 | \$6.99 |
| MS0682 | 15/32" | 12 | \$6.99 |
| MS0683 | 9/16" | 14 | \$6.99 |



WALNUT BELAYING PINS

(40 per pkg.)

Dimension = (Length)

| Item | Inch | MM | Price |
|--------|--------|----|--------|
| MS0382 | 1/4" | 6 | \$6.99 |
| MS0392 | 5/16" | 8 | \$6.99 |
| MS0393 | 13/32" | 10 | \$6.99 |
| MS0394 | 15/32" | 12 | \$6.99 |
| MS0380 | 9/16" | 14 | \$6.99 |
| MS0381 | 5/8" | 16 | \$6.99 |
| MS2377 | 18 | | \$6.99 |



BRASS BELAYING PINS

Dimension = (Length)

| Item | Inch | MM | Qty | Price |
|--------|--------|----|-----|--------|
| MS0412 | 3/16" | 5 | 10 | \$6.99 |
| MS0410 | 5/16" | 8 | 20 | \$6.99 |
| MS0411 | 15/32" | 12 | 10 | \$6.99 |



BULK BOXWOOD

BELAYING PINS (150 per pkg.)

Dimension = (Length)

| Item | Inch | MM | Price |
|----------|--------|----|---------|
| MS0680BX | 5/16" | 8 | \$19.99 |
| MS0681BX | 13/32" | 10 | \$19.99 |
| MS0682BX | 15/32" | 12 | \$19.99 |
| MS0683BW | 9/16" | 14 | \$19.99 |

BULK WALNUT

BELAYING PINS (150 per pkg.)

Dimension = (Length)

| Item | Inch | MM | Price |
|----------|--------|----|---------|
| MS0392BW | 5/16" | 8 | \$19.99 |
| MS0393BW | 13/32" | 10 | \$19.99 |
| MS0394BW | 15/32" | 12 | \$19.99 |

BULK BRASS

BELAYING PINS (150 per pkg.)

Dimension = (Length)

| Item | Inch | MM | Price |
|---------|--------|----|---------|
| MS0412B | 3/16" | 5 | \$39.99 |
| MS0410B | 5/16" | 8 | \$39.99 |
| MS0411B | 15/32" | 12 | \$39.99 |

Note: Brass pins have true scale diameters. Because of machining limitations, wooden pins have diameters a bit larger than true scale.

SPLIT RINGS (40 per pkg.)

For hatch cover rings, at gunports, & shanks for fore and aft sails. Use the larger sizes as mast hoops.
Dimension = (Outside Diameter.)

| Item | Inch | MM | Price |
|--------|--------|------|--------|
| MS0952 | 3/32" | 2.5 | \$6.99 |
| MS0955 | 1/8" | 3 | \$6.99 |
| MS0953 | 5/32" | 4 | \$6.99 |
| MS0954 | 3/16" | 5 | \$6.99 |
| MS0956 | 15/64" | 6 | \$6.99 |
| MS0957 | 5/16" | 8 | \$6.99 |
| MS0958 | 13/32" | 10 | \$6.99 |
| MS0960 | 1/2" | 12.7 | \$6.99 |



METAL CLEAT WITH PIN BASE

(10 per pkg.)

| Item | Inch | MM | Price |
|--------|-------|----|--------|
| MS0045 | 3/16" | 8 | \$6.99 |



METAL CLEAT WITH CONVENTIONAL BASE

(10 per pkg.)

| Item | Inch | MM | Price |
|--------|-------|----|--------|
| MS0046 | 7/16" | 11 | \$6.99 |



WALNUT CLEAT WITH CONVENTIONAL BASE

(5 per pkg.)

| Item | Inch | MM | Price |
|--------|------|----|--------|
| MS0395 | 3/8" | 12 | \$6.99 |



BREAD & BUTTER WOOD LIFE BOAT



The hull is created by layering a number of laser-cut basswood pieces on top of one another. A little filing and sanding gives you the final shape.

| Item | Inch | MM | Price |
|--------|--------|----|--------|
| MS0067 | 2-1/8" | 54 | \$9.99 |
| MS0068 | 2-1/2" | 64 | \$9.99 |
| MS0069 | 2-5/8" | 67 | \$9.99 |

CANNONBALLS

(40 per pkg.)

Dimension = (Diameter.)

| Item | MM | Price |
|--------|-----|--------|
| MS1181 | 1.5 | \$6.99 |
| MS1182 | 2.5 | \$6.99 |
| MS1183 | 3 | \$6.99 |
| MS1184 | 4.5 | \$6.99 |
| MS1185 | 6 | \$9.99 |



PLANK-ON FRAME WOOD LIFE BOAT

Built upside-down on a set of formers, just like real boats. Kits include keel, sternpost, rudder and basswood strips for framing, ribs, and hull planking.

| Item | Inch | MM | Price |
|--------|---------|-----|---------|
| MS0105 | 2-1/8" | 81 | \$11.99 |
| MS0106 | 3-3/4 | 95 | \$11.99 |
| MS0107 | 4-1/4" | 108 | \$11.99 |
| MS0108 | 4-3/4" | 108 | \$11.99 |
| MS0109 | 5-3/16" | 108 | \$11.99 |

BEAUTIFUL BLOCKS

CONNOISSEUR BEAUTIFUL BLOCKS ASSORTMENT OF 9 SIZES

(20 pack per size)

- 1 Sheave 2.5 mm
- 1 Sheave 3.0 mm
- 1 Sheave 3.5 mm
- 1 Sheave 4.0 mm
- 2 Sheave 2.5 mm
- 2 Sheave 3.0 mm
- 2 Sheave 3.5 mm
- 2 Sheave 4.0 mm
- 2 Sheave 5.0 mm

MSBB1000 **\$69⁹⁹**

SINGLE SHEAVE BLOCK

(20 per pkg.)

| Item | MM |
|----------|-----|
| MSBB1020 | 2.0 |
| MSBB1025 | 2.5 |
| MSBB1030 | 3.0 |
| MSBB1035 | 3.5 |
| MSBB1040 | 4.0 |
| MSBB1050 | 5.0 |

**\$9⁹⁹**

DOUBLE SHEAVE BLOCK

(20 per pkg.)

| Item | MM |
|----------|-----|
| MSBB2025 | 2.5 |
| MSBB2030 | 3.0 |
| MSBB2035 | 3.5 |
| MSBB2040 | 4.0 |
| MSBB2050 | 5.0 |

**\$9⁹⁹**

TRIPLE SHEAVE BLOCK

(20 per pkg.)

| Item | MM |
|----------|-----|
| MSBB3030 | 3.0 |
| MSBB3040 | 4.0 |
| MSBB3050 | 5.0 |

**\$9⁹⁹**

STANDARD BLOCKS

(Found in all model ship kits.)

Single

Sheave Walnut (40 per pkg.)

| Item | Inch | MM | Price |
|--------|--------|-----|---------------|
| MS0301 | 3/32" | 2.5 | \$6.99 |
| MS0302 | 1/8" | 3 | \$6.99 |
| MS0303 | 5/32" | 4 | \$6.99 |
| MS0304 | 3/16" | 5 | \$6.99 |
| MS0305 | 9/32" | 7 | \$6.99 |
| MS0306 | 13/32" | 10 | \$6.99 |

BULK PRICING (150 per pkg.)

| Item | Inch | MM | Price |
|----------|-------|-----|----------------|
| MS0301BW | 3/32" | 2.5 | \$19.99 |
| MS0302BW | 1/8" | 3 | \$19.99 |
| MS0303BW | 5/32" | 4 | \$19.99 |
| MS0304BW | 3/16" | 5 | \$19.99 |
| MS0305BW | 9/32" | 7 | \$19.99 |



Single

Sheave Boxwood (40 per pkg.)

| Item | Inch | MM | Price |
|---------|-------|----|---------------|
| MS0302X | 1/8" | 3 | \$6.99 |
| MS0304X | 3/16" | 5 | \$6.99 |
| MS0305X | 9/32" | 7 | \$6.99 |

BULK PRICING (150 per pkg.)

| Item | Inch | MM | Price |
|----------|-------|----|----------------|
| MS0302BX | 1/8" | 3 | \$19.99 |
| MS0304BX | 3/16" | 5 | \$19.99 |
| MS0305BX | 1/4" | 7 | \$19.99 |



Double

Sheave Walnut (30 per pkg.)

| Item | Inch | MM | Price |
|--------|--------|----|---------------|
| MS0308 | 1/8" | 3 | \$6.99 |
| MS0309 | 5/32" | 4 | \$6.99 |
| MS0310 | 3/16" | 5 | \$6.99 |
| MS0311 | 9/32" | 7 | \$6.99 |
| MS0312 | 13/32" | 10 | \$6.99 |

BULK PRICING (150 per pkg.)

| Item | Inch | MM | Price |
|----------|--------|----|----------------|
| MS0308BW | 1/8" | 3 | \$19.99 |
| MS0309BW | 5/32" | 4 | \$19.99 |
| MS0310BW | 3/16" | 5 | \$19.99 |
| MS0311BW | 9/32" | 7 | \$19.99 |
| MS0312B | 13/32" | 10 | \$19.99 |



Double

Sheave Boxwood (40 per pkg.)

| Item | Inch | MM | Price |
|---------|-------|----|---------------|
| MS0308X | 1/8" | 3 | \$6.99 |
| MS0310X | 3/16" | 5 | \$6.99 |
| MS0311X | 9/32" | 7 | \$6.99 |

BULK PRICING (150 per pkg.)

| Item | Inch | MM | Price |
|----------|-------|----|----------------|
| MS0308BX | 1/8" | 3 | \$19.99 |
| MS0310BX | 3/16" | 5 | \$19.99 |
| MS0311BX | 9/32" | 7 | \$19.99 |



Triple Sheave Walnut

(20 per pkg.)

| Item | Inch | MM | Price |
|--------|--------|----|---------------|
| MS0346 | 3/16" | 5 | \$6.99 |
| MS0347 | 9/32" | 7 | \$6.99 |
| MS0348 | 13/32" | 10 | \$6.99 |



Triple Sheave

Boxwood (20 per pkg.)

| Item | Inch | MM | Price |
|---------|-------|----|---------------|
| MS0346X | 3/16" | 5 | \$6.99 |
| MS0347X | 9/32" | 7 | \$6.99 |

BULK PRICING (150 per pkg.)

| Item | Inch | MM | Price |
|----------|-------|----|----------------|
| MS0346BX | 3/16" | 5 | \$19.99 |



Single Sheave Walnut

Sister Block (8 per pkg.)

| Item | Inch | MM | Price |
|--------|--------|----|---------------|
| MS1311 | 5/16" | 8 | \$6.99 |
| MS1312 | 15/32" | 12 | \$6.99 |



Triple Sheave Walnut

Sister Block (4 per pkg.)

| Item | Inch | MM | Price |
|--------|-------|----|---------------|
| MS1313 | 5/16" | 8 | \$6.99 |
| MS1314 | 5/32" | 12 | \$6.99 |



JACKSTAY

EYEBOLTS (60 per pkg.)

Dimension = (Outside Diameter.)

| Item | Inch | MM | Price |
|--------|-------------|------------|---------------|
| MS0429 | 1/32 x 1/4 | .75 x 6 | \$6.99 |
| MS0428 | 1/16 x 1/2 | 1.5 x 12.7 | \$6.99 |
| MS0427 | 3/32 x 1 | 2.2 x 25 | \$6.99 |
| MS0434 | 3/32 x 9/16 | 2.2 x 25 | \$6.99 |

BULK PRICING (500 per pkg.)

| Item | Inch | MM | Price |
|---------|------------|---------|----------------|
| MS0429B | 1/32 x 1/4 | .75 x 6 | \$24.99 |

BULK PRICING (150 per pkg.)

| Item | Inch | MM | Price |
|---------|------------|------------|----------------|
| MS0427B | 3/32 x 1 | 2.2 x 25 | \$12.99 |
| MS0428B | 1/16 x 1/2 | 1.5 x 12.7 | \$12.99 |



WALNUT DEADEYES

(40 per pkg.)

| Item | Inch | MM | Price |
|--------|--------|-----|---------------|
| MS0390 | 3/32" | 2.5 | \$6.99 |
| MS0339 | 9/64" | 3.5 | \$6.99 |
| MS2308 | 5/32" | 4 | \$6.99 |
| MS0340 | 3/16" | 5 | \$6.99 |
| MS0341 | 9/32" | 7 | \$6.99 |
| MS0342 | 3/8" | 9 | \$6.99 |
| MS2309 | 7/16" | 12 | \$6.99 |
| MS2310 | 19/32" | 15 | \$6.99 |
| MS2311 | 45/64" | 18 | \$6.99 |

BULK PRICING (150 per pkg.)

| Item | Inch | MM | Price |
|----------|-------|-----|----------------|
| MS0390BW | 3/32" | 2.5 | \$19.99 |
| MS0339BW | 9/64" | 3.5 | \$19.99 |
| MS0340BW | 3/16" | 5 | \$19.99 |
| MS0341BW | 9/32" | 7 | \$19.99 |
| MS0342BW | 3/8" | 9 | \$19.99 |



BOXWOOD DEADEYES

(40 per pkg.)

| Item | Inch | MM | Price |
|---------|--------|-----|---------------|
| MS0390 | 3/32" | 2.5 | \$6.99 |
| MS0339X | 9/64" | 3.5 | \$6.99 |
| MS2312 | 5/32" | 4 | \$6.99 |
| MS0340 | 3/16" | 5 | \$6.99 |
| MS0342X | 3/8" | 9 | \$6.99 |
| MS2314 | 19/32" | 15 | \$6.99 |
| MS2315 | 9/32" | 18 | \$6.99 |

BULK PRICING (150 per pkg.)

| Item | Inch | MM | Price |
|----------|-------|-----|----------------|
| MS0390BX | 3/32" | 2.5 | \$19.99 |
| MS0339BX | 9/64" | 3.5 | \$19.99 |
| MS2312BX | 5/32" | 4 | \$19.99 |
| MS0340BX | 3/16" | 5 | \$19.99 |
| MS0341BX | 9/32" | 7 | \$19.99 |



Beautifully detailed scale fittings in metal and wood.

PARRELS • BULLSEYES • GRATINGS • SAIL CLOTH • COPPERING • STEERING HELM • LIFE BOATS

PARRELS BRASS (40 per pkg.)

Rib and truck parrels were common to 17th, 18th, and some 19th-c. ships. The ribs (battens) and trucks (rollers) were strung together on rope trusses. The ends of the truss were secured around the yard, while the ribs and trucks were passed around the body of the mast. Dimension = (length of the ribs)

| Item | Inch | MM | Price |
|--------|------|-----|--------|
| MS0949 | 5/64 | 2 | \$6.99 |
| MS2523 | 3/32 | 2.5 | \$6.99 |



TRUCKS (24 per pkg.)

Wood Canon Wheels
Dimension = (Diameter)

| Item | Inch | MM | Price |
|--------|------|----|--------|
| MS2316 | 5/32 | 4 | \$6.99 |
| MS2317 | 3/16 | 5 | \$6.99 |
| MS2318 | | 6 | \$6.99 |



WALNUT

BULLSEYES (24 per pkg.)

Dimension = (Diameter)

| Item | Inch | MM | Price |
|--------|-------|-----|--------|
| MS2460 | 3/32" | 2.5 | \$6.99 |
| MS2461 | 9/64" | 3.5 | \$6.99 |
| MS2462 | 3/16" | 5 | \$6.99 |



BOXWOOD

BULLSEYES (24 per pkg.)

Dimension = (Diameter)

| Item | Inch | MM | Price |
|--------|-------|-----|--------|
| MS2463 | 3/32" | 2.5 | \$6.99 |
| MS2464 | 9/64" | 3.5 | \$6.99 |
| MS2465 | 3/16" | 5 | \$6.99 |



COPPER PLATES

(50 per pkg.)
Small Dimple
Copper Plates

| Item | Inch | MM | Price |
|--------|--------------|--------|---------|
| MS0978 | 15/32 x 1/4 | 12 x 6 | \$14.99 |
| MS0979 | 45/64 x 9/32 | 18 x 7 | \$19.99 |



66 ft. COPPER TAPE (1 per pkg.)

Dimension = (Width x 66 feet.)

| Item | Inch | MM | Price |
|--------|------|----|--------|
| VT1710 | 1/4 | 6 | \$9.99 |



STEERING HELM & PEDESTAL (1 per pkg.)

Boxwood wheel & pedestal.
Dimension = (Diameter of rim minus handles)

| Item | Inch | MM | Price |
|--------|--------|----|--------|
| MS0366 | 19/32 | 15 | \$6.99 |
| MS0367 | 7/8 | 22 | \$6.99 |
| MS0368 | 1-3/32 | 28 | \$6.99 |



STEERING HELM (1 per pkg.)

Boxwood wheel only.
Dimension = (Diameter of rim minus handles)

| Item | Inch | MM | Price |
|--------|-------|----|--------|
| MS2592 | 19/32 | 15 | \$6.99 |
| MS2593 | 7/8 | 22 | \$6.99 |
| MS2594 | 1-1/8 | 28 | \$6.99 |



CHERRY WOOD GRATING (8 per pkg.)

Unassembled Laser-Cut Cherry Wood Strips

| Item | Inch | MM | Price |
|--------|-----------|-----|--------|
| MS0332 | 12 x 1/32 | .08 | \$6.99 |
| MS0333 | 12 x 3/64 | 1 | \$6.99 |
| MS0334 | 12 x 1/16 | 1.5 | \$6.99 |
| MS0335 | 12 x 3/32 | 2.5 | \$6.99 |



BOXWOOD GRATING (30 per pkg.)

Unassembled Laser-Cut Boxwood Strips


| Item | Inch | MM | Price |
|--------|----------------|-----------|--------|
| MS2872 | 1-9/32 x 3/64 | 33 x 1 | \$6.99 |
| MS2873 | 1-9/16 x 9/128 | 39 x 1.25 | \$6.99 |
| MS2874 | 1-25/32 x 1/16 | 45 x 1.5 | \$6.99 |
| MS2875 | 1-61/64 x 5/64 | 50 x 2 | \$6.99 |
| MS2876 | 2-23/64 x 1/8 | 60 x 3 | \$6.99 |



ASSEMBLED WALNUT GRATINGS (1per pkg.)

Fully Assembled Walnut Gratings

| Item | Inch | MM | Price |
|--------|----------------------|---------------|--------|
| MS0337 | 2-1/4 x 2-1/4 x 1/8 | 57 x 57 x 3 | \$6.99 |
| MS0363 | 1-1/4 x 1-1/2 x 3/64 | 33 x 38 x 1.2 | \$6.99 |



MODEL SHIPWAYS JEWELRY NYLON RIGGING LINE

\$6⁹⁹ Per Spool



| Spool | Color | Inch | ft |
|--------|-------|-------|-------|
| MS1203 | BLACK | .012" | X 30' |
| MS1204 | BLACK | .016" | X 30' |
| MS1205 | GRAY | .012" | X 30' |
| MS1210 | BLACK | .02" | X 30' |
| MS1211 | BLACK | .028" | X 30' |
| MS1215 | BLACK | .04" | X 30' |
| MS1216 | BLACK | .06" | X 15' |
| MS1218 | BLACK | .008" | X 30' |
| MS1219 | WHITE | .008" | X 30' |
| MS1221 | WHITE | .02" | X 30' |
| MS1222 | WHITE | .028" | X 30' |
| MS1223 | WHITE | .04" | X 30' |
| MS1231 | BEIGE | .016" | X 30' |
| MS1235 | BEIGE | .08" | X 15' |
| MS1241 | BEIGE | .008" | X 30' |
| MS1242 | BEIGE | .02" | X 30' |
| MS1243 | BEIGE | .028" | X 30' |
| MS1244 | BEIGE | .04" | X 30' |
| MS1245 | BEIGE | .06" | X 15' |
| MS1246 | BEIGE | .012" | X 30' |

MODEL EXPO WOOD SHOP

Raw materials for all your creative project needs.



BOXWOOD STRIPS

(American length 24")

| Item | Inch | MM | Qty | Price |
|--------|-------|--------------|-----|--------|
| MS2792 | 1 x 1 | .039 x .039 | 6 | \$8.99 |
| MS2793 | 1 x 2 | .039 x .079 | 6 | \$8.99 |
| MS2794 | 1 x 3 | .039 x .118 | 6 | \$8.99 |
| MS2795 | 1 x 4 | .039 x .1575 | 6 | \$8.99 |

CHERRY WOOD STRIPS

(American length 24")

| Item | Inch | MM | Qty | Price |
|--------|-------------|---------------|-----|--------|
| BN9221 | 1/16 x 1/16 | 1.588 x 1.588 | 6 | \$6.99 |
| BN9223 | 1/16 x 1/8 | 1.588 x 3.175 | 6 | \$6.99 |
| BN9224 | 1/16 x 3/16 | 1.588 x 4.762 | 6 | \$6.99 |
| BN9225 | 1/16 x 1/4 | 1.588 x 6.35 | 6 | \$6.99 |
| BN9232 | 3/32 x 3/32 | 2.381 x 2.381 | 6 | \$6.99 |
| BN9243 | 1/8 x 1/8 | 3.175 x 3.175 | 6 | \$6.99 |
| BN9245 | 1/8 x 1/4 | 3.175 x 6.35 | 3 | \$6.99 |
| BN9254 | 3/16 x 3/16 | 4.762 x 4.762 | 3 | \$6.99 |
| BN9265 | 1/4 x 1/4 | 6.35 x 6.35 | 2 | \$6.99 |
| MS3407 | 1/16 x 3/16 | 1.588 x 4.762 | 6 | \$6.99 |

MAHOGANY WOOD STRIPS

| Item | MM | Qty | Price |
|--------|-------------|-----|--------|
| MS3114 | 1 x 5 x 500 | 3 | \$6.99 |
| MS3124 | 2 x 6 x 500 | 6 | \$6.99 |

BASSWOOD STRIPS (American length 24")

| Item | Inch | MM | Qty | Price |
|--------|-------------|---------------|-----|--------|
| MS3632 | 5/16 x 2 | | 1 | \$6.99 |
| MS3582 | 3/4 x 7/8 | | 3 | \$6.99 |
| MS3600 | 1/32 x 1/32 | .8 x .8 | 6 | \$6.99 |
| MS3602 | 1/32 x 1/16 | .8 x 1.5 | 6 | \$6.99 |
| MS3603 | 1/32 x 3/32 | .8 x 2.5 | 6 | \$6.99 |
| MS3604 | 1/32 x 1/8 | .8 x 3 | 6 | \$6.99 |
| MS3606 | 1/32 x 3/16 | .794 x 4.762 | 6 | \$6.99 |
| MS3607 | 1/32 x 1/4 | .8 x 6.5 | 6 | \$6.99 |
| MS3608 | 1/32 x 1/2 | .8 x 12.7 | 6 | \$6.99 |
| MS3618 | 1/16 x 1/16 | 1.588 x 1.588 | 6 | \$6.99 |
| MS3619 | 1/16 x 3/32 | 1.588 x 2.381 | 6 | \$6.99 |
| MS3620 | 1/16 x 1/8 | 1.588 x 3.175 | 6 | \$6.99 |
| MS3622 | 1/16 x 3/16 | 1.588 x 4.762 | 6 | \$6.99 |
| MS3623 | 1/16 x 1/4 | 1.588 x 6.35 | 6 | \$6.99 |
| MS3624 | 1/16 x 1/2 | 1.5 x 12.7 | 4 | \$6.99 |
| MS3625 | 3/32 x 3/32 | 2.381 x 2.381 | 6 | \$6.99 |
| MS3626 | 3/32 x 1/8 | 2.381 x 3.175 | 6 | \$6.99 |
| MS3628 | 3/32 x 3/16 | 2.381 x 4.762 | 6 | \$6.99 |
| MS3629 | 3/32 x 1/4 | 2.381 x 6.35 | 4 | \$6.99 |
| MS3631 | 1/8 x 1/8 | 3.175 x 3.175 | 6 | \$6.99 |
| MS3640 | 3/16 x 3/16 | 4.762 x 4.762 | 4 | \$6.99 |
| MS3643 | 1/4 x 1/4 | 6.35 x 6.35 | 4 | \$6.99 |
| MS3649 | 5/32 x 1/2 | | 2 | \$6.99 |
| MS3654 | 3/64 x 1/16 | | 6 | \$6.99 |
| MS3668 | 5/16 x 3/8 | | 2 | \$6.99 |
| MS3683 | 1/4 x 5/16 | | 3 | \$6.99 |

BULK PRICING

| | | | | |
|---------|-------------|---------------|----|---------|
| MS3619B | 1/16 x 3/32 | 1.588 x 2.381 | 50 | \$19.99 |
|---------|-------------|---------------|----|---------|



BULKSTRIP \$19⁹⁹

Each box contains 125 pieces of 24" long bass-wood strips of various sizes.. Over 250 linear ft!

TANGANIKA WOOD STRIPS

(Euro length 500mm)

| Item | MM | Qty | Price |
|--------|--------|-----|--------|
| MS3201 | .5 x 3 | 12 | \$7.99 |
| MS3202 | .5 x 4 | 12 | \$7.99 |

WALNUT WOOD STRIPS

(Euro length 500mm)

| Item | MM | Qty | Price |
|--------|-----------|-----|--------|
| MS3300 | 0.6 x 3 | 6 | \$6.99 |
| MS3301 | 0.6 x 4 | 6 | \$6.99 |
| MS3302 | 0.6 x 5 | 6 | \$6.99 |
| MS3306 | 0.6 x 6 | 6 | \$6.99 |
| MS3307 | 1 x 1 | 6 | \$6.99 |
| MS3308 | 1 x 1.5 | 6 | \$6.99 |
| MS3309 | 1 x 2 | 6 | \$6.99 |
| MS3310 | 1 x 3 | 6 | \$6.99 |
| MS3311 | 1 x 4 | 6 | \$6.99 |
| MS3312 | 1 x 5 | 6 | \$6.99 |
| MS3314 | 1.5 x 3 | 6 | \$6.99 |
| MS3316 | 1.5 x 5 | 6 | \$6.99 |
| MS3318 | 2 x 2 | 6 | \$8.99 |
| MS3319 | 2 x 3 | 6 | \$8.99 |
| MS3321 | 2 x 6 | 6 | \$8.99 |
| MS3325 | 3 x 3 | 4 | \$8.99 |
| MS3328 | 4 x 4 | 4 | \$8.99 |
| MS3331 | 6 x 6 | 2 | \$8.99 |
| MS3351 | 1.5 x 1.5 | 6 | \$8.99 |
| MS3353 | 1.5 x 5 | 6 | \$8.99 |
| MS3354 | 2.5 x 2.5 | 6 | \$8.99 |

BULK PRICING

| | | | |
|---------|---------|----|---------|
| MS3301B | 0.6 x 4 | 50 | \$24.99 |
| MS3312B | 1 x 5 | 50 | \$24.99 |

Birch Wood Dowels

| Item | Inch | Qty | Price |
|--------|------------|-----|--------|
| MS5100 | 5/64 x 12" | 10 | \$3.99 |
| MS5101 | 1/8 x 24" | 3 | \$3.99 |
| MS5102 | 5/32 x 24 | 3 | \$3.99 |
| MS5103 | 3/16 x 24" | 2 | \$3.99 |
| MS5104 | 1/4 x 24" | 2 | \$3.99 |
| MS5105 | 5/16 x 24" | 2 | \$3.99 |



WALNUT WOOD SHEETS

(American length 24")

| Item | Inch | MM | Qty | Price |
|--------|----------|-------|-----|---------|
| BN8530 | 1/32 x 3 | 0.794 | 1 | \$6.99 |
| BN8531 | 1/16 x 3 | 1.588 | 1 | \$6.99 |
| BN8532 | 3/32 x 3 | 2.381 | 1 | \$6.99 |
| BN8533 | 1/8 x 3 | 3.175 | 1 | \$6.99 |
| BN8534 | 3/16 x 3 | 4.762 | 1 | \$8.99 |
| BN8535 | 1/4 x 3 | 6.35 | 1 | \$9.99 |
| MS4305 | 3/64 x 3 | | 1 | \$6.99 |
| MS4322 | 1/64 x 4 | | 1 | \$10.99 |

BASSWOOD SCORED SHEETS

3.5"x 22" Dimension Below = (Plank Width)

| Item | Inch | MM | Qty | Price |
|--------|-------|-------|-----|--------|
| MS0378 | 3/64" | 1.191 | 1 | \$6.99 |
| MS0377 | 1/16" | 1.588 | 1 | \$6.99 |
| MS0375 | 1/8" | 3.175 | 1 | \$6.99 |
| MS0376 | 3/32" | 2.381 | 1 | \$6.99 |

CHERRY WOOD SHEETS

(American length 24")

| Item | Inch | MM | Qty | Price |
|--------|-----------|--------------|-----|--------|
| BN9330 | 1/32 x 3 | 0.794 x 76.2 | 1 | \$6.99 |
| BN9331 | 1/16 x 3 | 1.588 x 76.2 | 1 | \$6.99 |
| BN9332 | 3/32 x 3 | 2.381 x 76.2 | 1 | \$6.99 |
| BN9333 | 1/8 x 3 | 3.175 x 76.2 | 1 | \$6.99 |
| BN9335 | 1/4 x 3 | 6.35 x 76.2 | 1 | \$6.99 |
| MS4400 | 1/32X3X24 | | 1 | \$6.99 |

MODEL EXPO CLAMPS, PLIERS & CUTTERS

A selection of the most popular hand tools for modeling.

MODELERS WOOD 1" CLOTHESPIN (100-Pc.)

1 inch long. Great for clamping and holding delicate parts. Natural wood finish.

MET1034 \$6⁹⁹



STEEL & VINYL 2" MINI CLAMPS (6-Pc Set.)

2 inch length. High tension spring. Nickel plated rubber dipped jaws prevent scratching and slipping.

MET1028 \$6⁹⁹



2" METAL CLAMPS (8-Pc Set.)

2 inch Length
Metal Spring & Body
Black & Red Body
Red Rubber Tips

MET1025 \$6⁹⁹



STEEL & VINYL 2-1/2" MINI CLAMPS (12-Pc Set.)

Rubber coated ends hold fast without damaging your workpiece. Spring activated metal clamps will easily handle pieces up to 1/2" thick.

MT1014 \$6⁹⁹



3" HEAVY DUTY SPRING CLAMPS (2-Pc Set.)

3 inch Length
Black & Red Heavy
Duty Plastic Body

MET1026 \$6⁹⁹



4" HEAVY DUTY SPRING CLAMP

4 inch Length
Black & Red
Heavy Duty
Plastic Body

MET1027 \$6⁹⁹



6" COMFORT GRIP NEEDLE NOSE PLIER



Overall length 6 inch. Needle Nose Jaw Length: 2". Carbon Steel. Double Leaf Spring helps keep the plier open to reduce hand fatigue. Comfort grip handle have been rubber dipped for added slip resistance.

MET1011 \$10⁹⁹

5" COMFORT GRIP LONG NOSE PLIER



Overall length 5 inch. Smooth Jaw Long Nose Length: 1-1/4". Carbon Steel. Double Leaf Spring helps keep the plier open to reduce hand fatigue. Comfort grip handle have been rubber dipped for added slip resistance.

MET1012 \$10⁹⁹

5" COMFORT GRIP BENT NOSE PLIER



Overall length 5 inch. Bent Nose Jaw Length: 1-1/4". Carbon Steel. Double Leaf Spring helps keep the plier open to reduce hand fatigue. Comfort grip handle have been rubber dipped for added slip resistance.

MET1013 \$10⁹⁹

5" COMFORT GRIP DIAGONAL PLIER



Overall length 5 inch. Diagonal Flush Cutter Jaw Length: 1/2". Carbon Steel. Double Leaf Spring helps keep the plier open to reduce hand fatigue. Comfort grip handle have been rubber dipped for added slip resistance.

MET1014 \$10⁹⁹

5" COMFORT GRIP END CUTTING PLIER



Overall length 5 inch. End Cutting Jaw Width: 1/2". Carbon Steel. Double Leaf Spring helps keep the plier open to reduce hand fatigue. Comfort grip handle have been rubber dipped for added slip resistance.

MET1015 \$10⁹⁹

5" COMFORT FLAT NOSE PLIER



Overall length 5 inch. Nose Length: 1-1/4". Carbon Steel. Double Leaf Spring helps keep the plier open to reduce hand fatigue. Comfort grip handle have been rubber dipped for added slip resistance.

MET1016 \$10⁹⁹

MODEL EXPO SCISSORS, TWEEZERS & MINI DRILL SETS

Precision hand tools & pin vises for scale modeling.

4-1/2" PRO-QUALITY FLUSH CUTTER

Overall length 4-1/2 inch. Carbon Steel. Single Wire Spring. Cuts up to 1mm Thick Copper Wire. Comfort grip handle have been rubber dipped for added slip resistance.

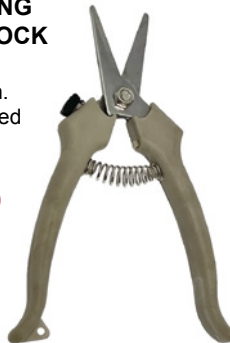
MET1017 \$10⁹⁹



6" METAL CUTTING SHEARS WITH LOCK

Overall length 6 inch. Carbon Steel Serrated Edge. Coil Spring with Lock.

MET1004 \$10⁹⁹



4" FINE STAINLESS PRECISION SCISSOR

Overall length 4 inch. Stainless Steel Fine Point.

MET1008 \$6⁹⁹



5" STAINLESS STEEL STRAIGHT FORCEPS

Serrated tip for better grip Length: 5-inches Self-locking

MET1018 \$6⁹⁹



3-1/2" CURVED STAINLESS STEEL FORCEPS

Serrated tip for better grip Length: 3-1/2-inches Self-locking

MET1019 \$6⁹⁹



3-1/2" FINE CURVED SCISSOR

Length: 3-1/2-inches Plastic Handle

MET1001 \$6⁹⁹



CURVED & STRAIGHT FIBER-GRIP TWEEZER SET

Ideal for soldering, picking up stones, beads, rocks, and other small items. Made of stainless steel. Fiber grip and cross lock feature help you to securely hold items. Serrated jaws for a better grip. Straight Length 6.5". Curved Length 6".

MET1006 \$10⁹⁹



4 PC. STAINLESS STEEL TWEEZER SET

Made of stainless steel for smallest of items


4.25 inch curved tip tweezers

4.25 inch fine tip tweezers

5 1/2 inch cross lock tweezers

4.25 inch flat tip tweezers

MET1023 \$11⁹⁹



6 PC. STAINLESS STEEL TWEEZER SET

Magnetic stainless steel for hobby or crafts

4 1/2 inch lightly serrated sharp pointed tweezers

6 inch serrated retrieving tweezers

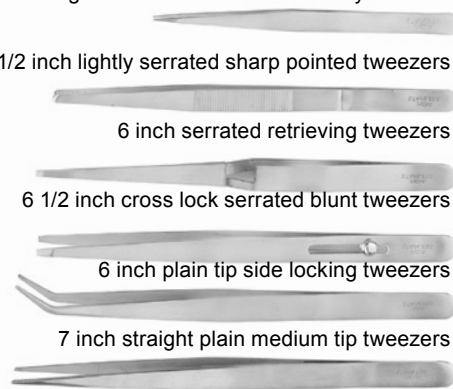
6 1/2 inch cross lock serrated blunt tweezers

6 inch plain tip side locking tweezers

7 inch straight plain medium tip tweezers

7 inch curved plain medium tip tweezers

MET1022 \$19⁹⁹



4 MOUTH PIN VISE MINI SET (20-Pc Set.)



Set includes a 3-1/2" metal pin vise with two double-ended 0mm - 2.5mm chucks. 20 high-speed steel twist drills, sizes #61-#80. Plastic case has a numbered location for each drill.


MET1035 \$11⁹⁹



Provides an outstanding view of your small parts from all angles and it is spring loaded Length: 4-1/2"

MET1020 \$9⁹⁹


SPIRAL PUSH DRILL MINI SET (20-Pc Set.)



20 high-speed steel twist drills, sizes 61-80 (.0390"-.0135") in a plastic case plus a spiral push drill with extra collet.

MET1036 \$19⁹⁹

SWIVEL VISE MINI SET (20-Pc Set.)



Model Shipways 20 High-speed steel twist drills sizes 61-80 (.0390" - .0135") in a plastic case. Plus a Pin Tong Nicked, Swivel Vise (reversible collet).

MET1037 \$12⁹⁹

R/C MODEL BOATS

MISS ADVENTURE

1:6 Scale Plank-on-Frame Wood Hull
L 27" x W 10" x H 4.5"



Model Shipways' Miss Adventure kit reproduces every feature of a Flyer class mahogany racing boat in authentic detail. You'll assemble your model according to the plank-on-frame construction methods used on the original boats. Laser-cut basswood parts make building easy. High quality mahogany planking strips provide a beautiful finish. Photo-etched instrument panel and perfectly scaled nickel plated Britannia metal fittings add life-like detail. We include a powerful RS-540 electric motor and all necessary R/C running hardware—propeller, rudder, brass shaft and tube, coupler, and steering pushrod.



RC Combo Set
Includes all R/C
items you need +
FREE SHIPPING!



Suggested 1 Oz. Bottle Paints On Pg. 36 – \$6.99 (Each)

MS4830 Black

Suggested Epoxy & Lacquer On Pg. 37

Model Expo Finish Cure 20 Min. Epoxy

Testor's TES1834 3 Oz Clear Wet Look One Coat Spray Lacquer

MS1830 - Miss Adventure Kit Only: \$249.99

• RS-540 Motor & Hardware Package

MS1830CB - Miss Adventure Kit + RC Combo Set: \$369.99

• MStyle radio, receiver, Ni-MH battery, charger & servo
• Electronic Speed Control



ModelExpo

Serving Modelers Worldwide Since 1976

Serving Modelers Worldwide Since 1976

VISIT US ONLINE 24 HRS. 7 DAYS A WEEK.

(Mon - Fri, 9am - 6pm Eastern Time.)

SELECT ☐ PAY VIA CHECK OR MONEY ORDER BY MAIL.

Please cut out entire page and fill out the information and send to :

Model Expo, 1155 NW 159th Drive, Miami Gardens, FL 33169

(Check or Money order, make payment to Model Expo Inc.)

Ship Phone # : _____
 Ship Name: _____
 Street Address: _____
 City: _____ State: _____

Card #: _____ Exp. Date: ____/____/____ CCV/Security Code: _____
 Signature Name: _____

Same as ship info? ☐ Bill Phone #: _____
 Bill Name: _____
 Bill Address: _____
 City: _____ State: _____ Zip Code: _____

[illegible]

VIST OUR SHOWROOM

Mon. Thru Fri. 8 a.m. - 5 p.m.



Email For Appointment: info@modelexpo-online.com



ModelExpo

Serving Modelers Worldwide Since 1976

1155 NW 159th Drive Miami Gardens, FL 33169

ALSO AVAILABLE AT

amazon.com **Walmart+**



WWW.MODELEXPO-ONLINE.COM